

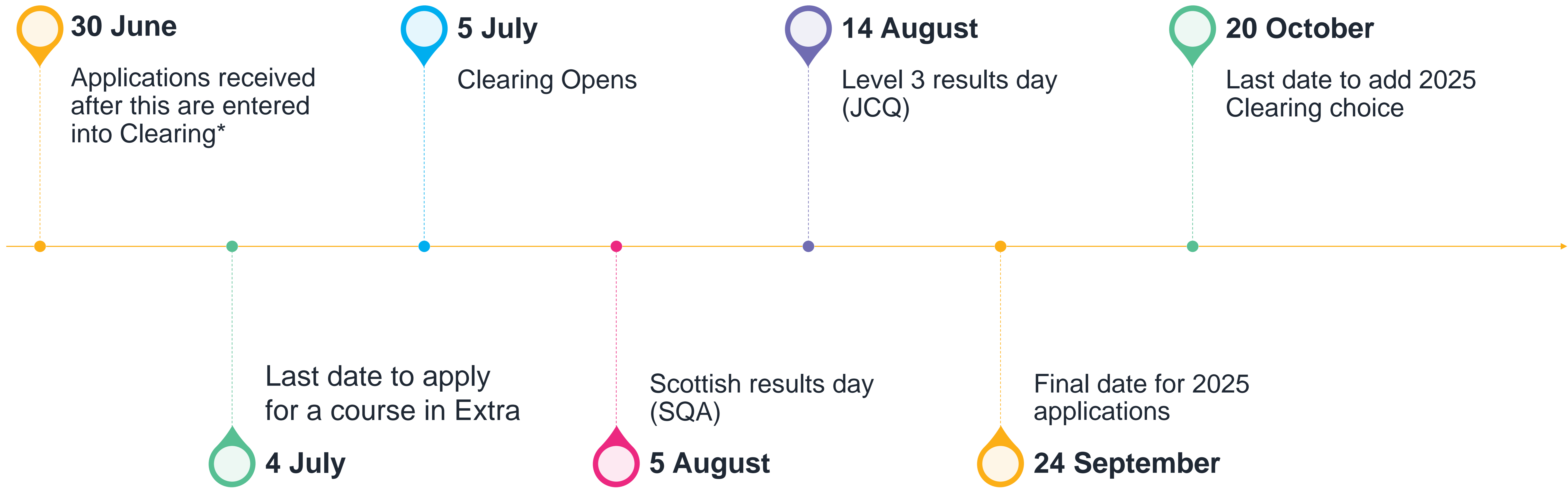
UCAS

CONFIRMATION AND CLEARING 2025

What you need to know



KEY DATES




* 18.00 UK time

WHAT IS CONFIRMATION?


- Confirmation is when universities and colleges check if you've met the conditions of your offer based on your results.
- It's the final step to secure your place at your chosen university or college.
- If you meet the requirements, your place is confirmed. If not, you'll have other options to explore.
- UCAS will provide personalised updates throughout the process.


2025 Undergraduate Application [View application](#)



Waiting for confirmation
You are waiting for confirmation of your application choices or a Clearing choice. If you meet the offer conditions, the university/college will confirm your place. Send them your results if requested.

JOIN THE ONLINE LEARNING COMMUNITY
TO DISCOVER YOUR PASSION



 **Your feed**
Your personal content feed


2025 UCAS application
What to do next

What does this mean?
We're waiting for confirmation from your uni or college. If you meet the offer conditions, they will confirm your place. Check with the uni or college if you've received your results.
[Find out more](#)

What if I haven't received my results?
Speak to your school or college who will be able to advise on your next steps.
[Find out more](#)

What if I want to apply elsewhere?
If you wish to apply elsewhere, then you'll need to use Clearing.
[Using Clearing](#)


YOUR NEXT STEPS
What to do once you've got your results.
[Find out more](#)



HOW TO
The Ultimate Guide to results day
The secret to results day is to come prepared. Here's how to do it.

FAQS
Not sure what your offer means?
Use our guide to find out what your offer means and what to do next.

COST OF LIVING SUPPORT
Tips, tools, and discounts to help your next step.
[Find out more](#)



WHAT COULD HAPPEN AT CONFIRMATION?

You meet the conditions of your firm or insurance

University/college confirms your place.

You can look for a new opportunity in Clearing and decline your confirmed place.

You exceed the conditions of your firm or insurance

University/college confirms your place.

You can look for a new opportunity in Clearing and decline your confirmed place.

You don't meet the conditions of your firm or insurance

University/college may choose to confirm your place even if you slightly miss the grades.


University/college may offer a change of course offer.

You're not placed at the university/college.

More info on ucas.com on our page: [what your application status means.](#)

WHAT IS A CHANGE OF COURSE OFFER?

- You may find your firm or insurance choice offers you a different course, start date, or point of entry.
- You have **five calendar days** to accept or decline a course change (in your application).
- It's important to review the details carefully and read UCAS advice on what to do next.
- If you have any questions about the changes, contact the university or college.


2025 UCAS Application Go to application 
 Personal ID number 00000000

You've been offered a place for a different course at your firm choice
University of Somewhere

What are your options

- You can accept this offer and be placed on the changed course.
- You can decline this offer and be placed with your insurance choice.

[Check your offer](#)

2025 UCAS Application Go to application 
 Personal ID number 00000000

You've been offered a place for a different course at both your firm and insurance choices

What are your options

- You can choose which offer to accept
- You will be placed at the offer you choose and the other offer will be automatically declined


[Check your offer](#)

Your choices

Offers received

Business Management (N200)

Location: Main Site
 Start date: 26 September 2022
 Point of entry: 1st year
 Deferred entry: No
 Live at home while studying: No

 OFFER
 The university or college has offered you a confirmed place with significant changes.
[View full offer](#)
[View correspondence](#)

STILL **WAITING** FOR A DECISION?

- Your choice may not have made a confirmation decision yet.
- If this happens, there may be an explanation in your application, such as needing to send your results directly or still needing to meet one of the conditions.
- If you have any concerns, check your emails and contact the university or college to discuss.



Welcome back Becca

You're applying in 2025 - [Change year](#)

2025 UCAS Application

Personal ID number 00000000

[Go to application](#)



University of Somewhere is still deciding on your application

University message: We have not received the results of your A-Level qualification(s). In order to make a decision on your application, we require evidence of your A level Chemistry grade A taken in 2022. Please send a photo of your certificate to results@university.ac.uk, quoting your UCAS ID.

What to do next

- Check if the university or college has given a reason for why they are still deciding on your application.
- If there are instructions from the university or college informing you what you need to do to help them make a decision please follow them.
- If there are no instructions from the university or college, contact them to find out if there is anything you need to do to help them make a decision.

CLEARING MADE SIMPLE

Clearing

Not holding a place? You can still secure a place at a university or college through Clearing and start your studies this year.

Clearing Plus

If you're eligible for Clearing use 'My matches' in your application to find courses matched to you.

Decline my place

Changed your mind? You can use Clearing if you no longer want to attend your confirmed place or want to explore other options.

CLEARING EXPLAINED

Your chance to find an opportunity;
Clearing runs between **5 July – 20 October**.

To use it you need to have:

- applied before 30 June and have no offers
- applied before 30 June and declined any offers received
- didn't meet the conditions of your firm or insurance choice
- applied after 30 June (a new application; you haven't applied yet)

2025 UCAS Application

Personal ID number 00000000

[Go to application](#)



Add a Clearing choice to your application

You can now add a Clearing choice to your application. Make sure you have followed the steps below before adding your choice.

What you can do now

1. Find a course you would like to study

See recommended courses in your Clearing matches or search for a specific course.

[View Clearing matches](#)

2. Call the university or college for your chosen course

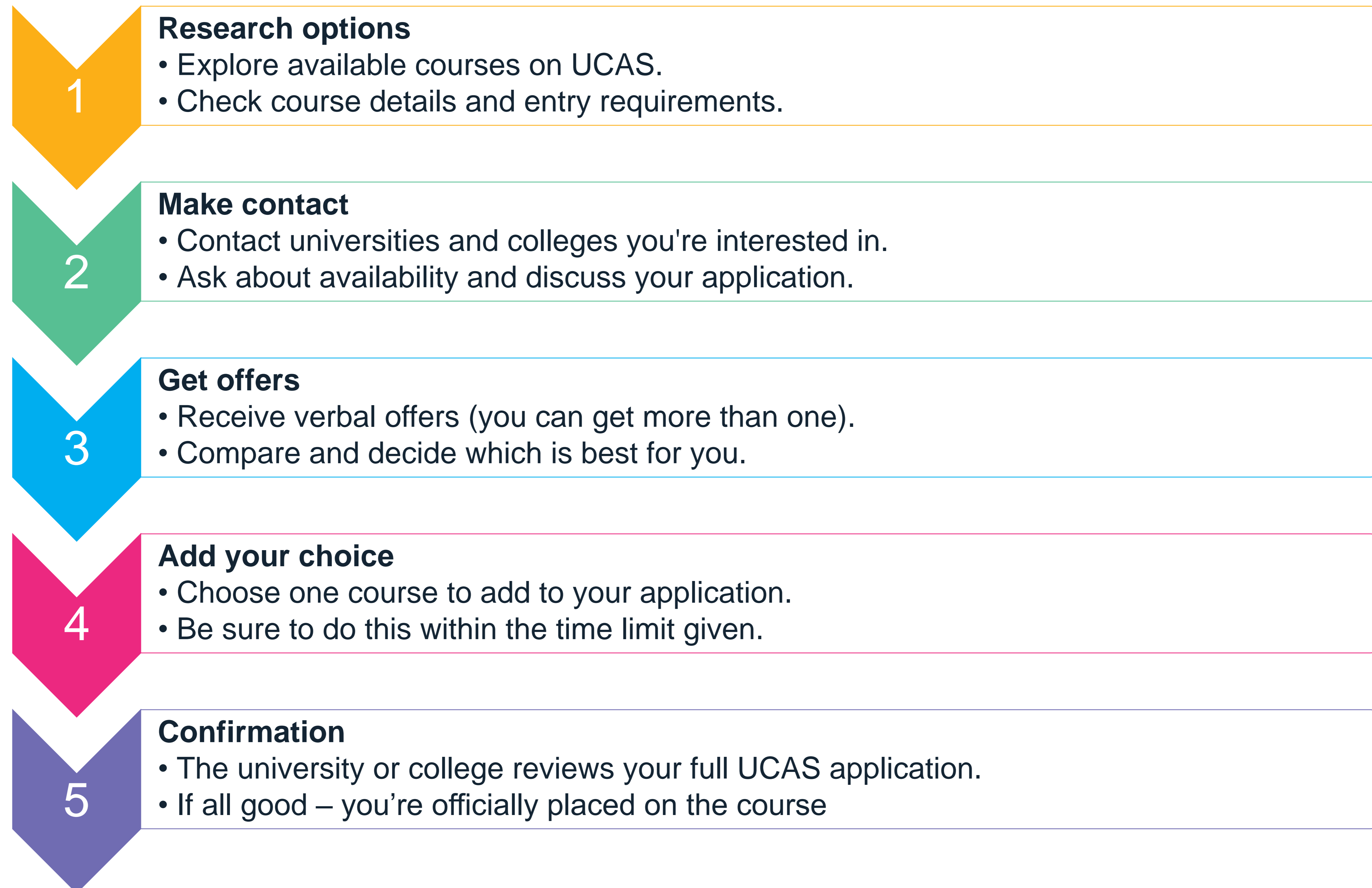
You will need to confirm with the university or college if they are willing to offer you a place.

3. Add your Clearing choice (available from 13:00 on 14th August 2025)

When you have an offer and permission from the university or college add the choice to your application.

[Add a Clearing choice](#)

HOW CLEARING WORKS



ADDING A CLEARING CHOICE

You can add a Clearing choice from:

- 10:00 on SQA results day*.
- 13:00 on JCQ Level 3 results day*.

*All timings are UK time

The screenshot displays the UCAS application dashboard. At the top, the 'Application status' section shows the latest update from 6 June 2022, indicating that the application to the University of Nottingham for French and International Media and Communications Studies has been unsuccessful. It also provides important information, including that the user is in Clearing with a number of 004497, and offers links to find courses, view correspondence, and student bank account info.

The 'Your courses' section features a prominent blue button with a plus sign and the text 'Add a clearing choice'. To its right, there is a 'University/College Supplied Code' field with an 'Add course code' button. Below this, the 'Your unsuccessful, declined and withdrawn choices' section lists two courses: 'French and International Media and Communications Studies (RP19)' and 'Accounting and Finance (with integrated foundation year) (N40F)'. Both courses are marked as 'UNSUCCESSFUL' and include a 'View correspondence' link.

On the right side of the dashboard, there are advertisements, including one for 'The perfect back up plan' and another for 'GET READY FOR UNI WITH UCAS STUDENT DISCOUNTS'. At the bottom right, there is a 'Visit search' button with the text 'Find courses and providers'.

ADDING A CLEARING CHOICE

Enter course details

University/college name *

Course *

Course code: MS12
Course details: Ordinary degree

Location *

Start date *

Point of entry *

This tells the universities and colleges which year of the course you want to start, e.g. point of entry one is the first year of the course. If you wish to start in the first year of the course leave the box blank and you will automatically be considered for the first year. Enter 0 if you intend to take a foundation year – not all universities offer a foundation year so please check before applying.

If you've spoken to your chosen university or college and they are willing to consider your application to start the course after the first year, please enter the relevant number for the year, e.g. second year = 2, third year = 3, etc.

Live at home while studying? *

Yes No

Further details

You only need to provide information here if your chosen university or college has asked you to.

To add a Clearing choice you must have permission from the university or college to do so.

Ensure that you have contact the university or college and they have told you to add their courses as a Clearing choice. If you don't do this, your application may be delayed.

Once you've added your Clearing choice, you will not be able to change it until the university or college has made a decision. If you are accepted, you will be firmly committed to that course.

I have permission

I don't have permission yet

- You should only add a Clearing choice after getting permission from the university or college.
- You must enter your chosen Clearing choice within the deadline set by the university or college.

ADDING A CLEARING CHOICE

- You can only add one Clearing choice to your application.
- If the university or college doesn't accept your Clearing choice (Unsuccessful) or if you choose to use 'Decline my place' after it's been accepted, you'll be able to add a new Clearing choice.

Your choices

Clearing choice - Waiting for confirmation

CCOA - Single campus (C001)

University of UCAS (U97)

Location: Main Site

Start date: 01 September 2022

Point of entry: 1st year

Deferred entry: No

Live at home while studying: Yes

WAITING FOR
CONFIRMATION

Clearing choice

Waiting for the Provider to confirm your place in Clearing

2025 UCAS Application

Personal ID number 00000000

Go to application



Waiting for confirmation

You have added a Clearing choice and we are waiting for the university or college to confirm it.

What you can do now

1. Find a course you would like to study

See recommended courses in your Clearing matches or search for a specific course.

[View Clearing matches](#)

2. Call the university or college for your chosen course

You will need to confirm with the university or college if they are willing to offer you a place.

3. Wait for confirmation of your Clearing choice

You have added a Clearing choice to your application and are waiting for the university or college to confirm your place.

Clearing choice - Offer received

CCOA - Single campus (C001)

University of UCAS (Z97)

Location: Main Site

Start date: 01 September 2022

Point of entry: 1st year

Deferred entry: No

Live at home while studying: Yes

✓ CONFIRMED

Your place has been confirmed

Congratulations! Your place at The University of UCAS to study CCOA - Single campus is now confirmed.

[Decline my place](#)

WHAT'S CLEARING PLUS?

- If you're eligible, we'll match you to up to 50 courses based on your application and what universities and colleges are looking for.
- It might help you discover courses you hadn't thought of.
- You can select 'I'm interested' to show your interest, and universities may contact you.
- You can have 5 active interests at a time, but it's not your only option. If none of the matches interest you, you can search for other courses using the UCAS tool.
- Universities may not contact you, so it's important to keep looking for available courses in Clearing using our search tool.

OVERVIEW
UCAS Application

Your Personal ID number
116-000-7564

Application status

Latest updates
New offer!
You have a new offer from University of Bristol
New offer!
You have a new offer from University of Bristol
[View all updates >](#)

Important Information
[View all correspondence >](#)
[Student bank account info >](#)
[Centre link >](#)

In Clearing
You do not have a place at any of your choices. You are in Clearing.
Your Clearing number is 000 000
[Find a course in Clearing >](#)

Your Clearing matches >

Clearing Plus: Your matches


Below are courses which have been matched to you.

These matches are personal to you. Click the 'Interested' button to send your details to the course provider. If they still have spaces, they'll contact you to discuss if you meet their entry requirements, and if there's anything else you need to do.

Not all universities or colleges will contact you, there may be a delay if you are waiting for results.

[See all Clearing vacancies >](#)

University or college:

Provider	Course title	Outcome qualification	Start date	Location	Duration	Study mode	
Anywhere University	Accounting and Finance View details	BSc (Hons)	26/09/2022	Main Site (High Peak)	3 Years	Full-time	I'm interested
Anywhere University	Adventure Tourism Management View details	BSc (Hons)	26/09/2022	Main Site (High Peak)	3 Years	Full-time	I'm interested
 University of UCAS	Anthropology and Sociology View details	BA (Hons)	26/09/2022	Ruraltown Campus	3 Years	Full-time	I'm interested

You're Interested

I agree that this course provider can contact me if they still have spaces available for this course, or a similar course, and I meet their entry requirements.

Universities and colleges will review your information and contact you if they'd like to discuss your interest further. You may not be contacted in all cases.

You can have X active expressions of interests at once. If you change your mind you can withdraw your expression of interest and make another. You should only withdraw your interest if you are sure that you do not want to study this course.

[Allow providers to contact you](#)

[Deny permission](#)

WHAT'S 'DECLINE MY PLACE'?

- Starting from 5 July, if you're holding an unconditional firm place, you can release yourself into Clearing, using 'Decline my place'.
- We recommend you secure a new place before declining if you still want to go to university or college, because once you decline, you can't undo it.
- This option is available until 3 September 2025. After that date you'll need to contact the university or college directly.

The screenshot displays the 'Your choices' section of the UCAS application interface. It highlights a 'Your firm choice' for 'Engineering Physics (179H)' at the 'University of UCAS (Z97)'. The choice is marked as 'CONFIRMED' with a green checkmark. A confirmation message states: 'Your place has been confirmed. Congratulations! Your place at The University of UCAS to study Engineering Physics is confirmed.' Below this message are two buttons: 'Decline my place' and 'View correspondence'. The choice details include: Location: Main Site, Start date: 01 September 2022, Point of entry: 1st year, Deferred entry: No, and Live at home while studying: No.

WHEN SHOULD I USE 'DECLINE MY PLACE'?

- Only decline your place if you don't want it anymore. There may be other options, and we'll give advice based on what you say.
- Declining cancels your place and contract with the university. If you want to change your course, talk to them first.
- Keep in mind, declining your place will also cancel any arrangements for accommodation, scholarships or bursaries you've made.

Confirm why do you want to permanently decline this place

I have changed my mind, and no longer want to atte... ▾

I have changed my mind, and no longer want to attend my current course and university. I want to look elsewhere

I have received an alternative offer elsewhere, and I prefer the content of the other course

I have received an alternative offer elsewhere, and I prefer the alternative university or college

I have received an alternative offer elsewhere, and have been offered a scholarship

I am unable to secure accommodation

I am unable/I do not want to relocate

I am unable to pay the fees required to study here

[Find out more about this](#)

By continuing, you will give up your confirmed place and end your contract with your university or college. You will then be able to apply for another place through Clearing. You are not cancelling your application. If you want to cancel your application, see our frequently asked questions. If you're not sure what you want to do, you can discuss your situation with your university or college.

[Find out more about this](#)

To confirm that you wish to decline this place please type DECLINE in the box below.

DECLINE

Decline offer Cancel

- You can't swap your firm and insurance choices.
- If you're confirmed at your firm choice, your insurance is automatically declined.
- If you want to go to your insurance, you'll need to go through Clearing.
- First, check with your insurance to see if they can accept you, then use 'Decline my place' to enter Clearing.
- **Don't decline your place until you're sure your insurance can offer you a spot.**

**CAN I SWAP BETWEEN MY
FIRM AND INSURANCE?**


UCAS

WHAT CAN YOU DO TO PREPARE ?

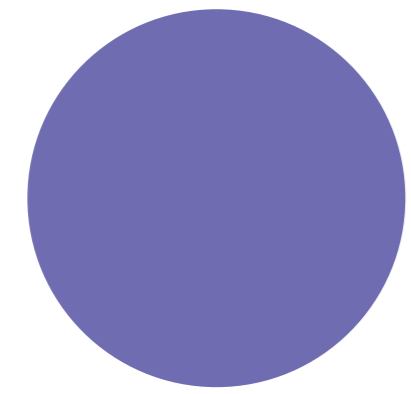


PLAN YOUR B, C & D

- **Plan** for different outcomes.
- **Browse** your options, start exploring universities, colleges, and courses before you get your results. Don't forget apprenticeships or a gap year! :
 - UCAS Search
 - University and college websites.
 - Chat to students on UCAS Hub
 - Social media
- **Revisit and reconsider** look back at your original choices. Would you still be happy going there if a place opens up?
- **Check** course details, especially entry requirements, for any new courses you're considering.



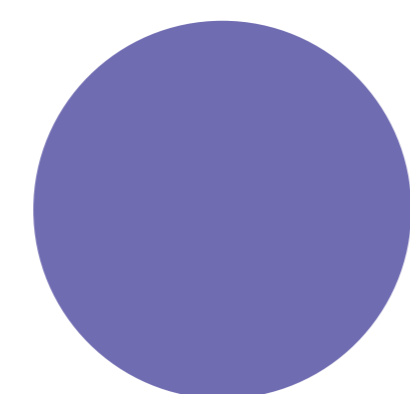
5 STEPS TO PREP



MAKE A LIST OF TOP CHOICES

Write down the courses you'd be interested in so you can quickly check if they're in Clearing.

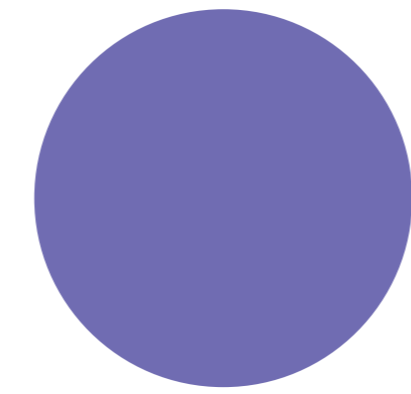
Check ucas.com for available options on results day.



KNOW HOW TO CONTACT

Find the best way to reach each university, whether by phone, email, or another method.


Check out their Clearing webpages for details.



KNOW WHY YOU WANT THAT PLACE

Be ready to explain why the course interests you.


Have bullet points prepared, keep your personal statement handy (if helpful) and have your grades ready.



THINK ABOUT WHAT MATTERS TO YOU

Prepare questions about things like location, accommodation, societies, student life, and available bursaries.

Can you do a campus tour? Find the best fit for you.



TAKE CONTROL

Remember universities and colleges want to speak to you, not your parents or anyone else.


Being prepared helps you take the lead and make confident decisions.

ON THE DAY CHECKLIST

Pause. Think. Take time to reflect.

- Fully charged mobile phone** – to make calls and stay connected.
- Personal ID Number** – you'll need this to speak with UCAS and universities. You can find it in your application.
- Clearing number** – found in your application; you may need it for Clearing.
- Your grades** – have them ready to share when needed.
- A copy of your personal statement** – helpful for inspiration if asked why you're interested in the course.
- Double check entry requirements** – these may change during Clearing, contact universities if you're unsure.
- Confirm offer timescale** - if you're offered a course ask how long you have to decide and add it to your application.
- Pen and paper** – to take notes and jot down important details!

Remember, it might be busy, so you may have to wait.



HOW CAN WE HELP?

Head Online

ucas.com/Clearing for top tips and more info.

Check out '[The Ultimate Guide to Clearing](#)'.

Give us a ring

UK number
0371 468 0 468

From outside the UK:
+44 330 3330 230

Get on social

Follow us on TikTok, YouTube and Threads.

Send us a direct message on Facebook, Instagram or X.

@ucas_online