

GCSE PHOTOGRAPHY AT CARSHALTON HIGH SCHOOL FOR GIRLS

CURRICULUM LEADER: MRS. SYPKO-SHAH

msypko-shah@carshaltongirls.org.uk




[Creative Journeys \(creativejourneyuk.com\)](http://creativejourneyuk.com)




<https://www.artsteps.com/view/617018a7a20151536ec51cac?currentUser> - please view our most recent GCSE and A-level exhibition



• Why to choose GCSE
Photography?





Do you enjoy creativity and art lessons?

Are you creative, imaginative, willing to take risks and enthusiastic?

Do you enjoy experimenting with skills and techniques, using a wide range of materials?

Do you want to learn and practise transferable skills?

Are you self motivated, dedicated and interested in Photography? -Be prepared to work outside lessons and take many, many photographs!



HOW IS THE GCSE COURSE STRUCTURED?




- Component 1: Over the duration of year 10 and 11 you will complete 2 units of work. All work completed during this time, both in lessons and out of lessons, will be assessed and worth 60% of your final mark. This will take the form of 2 projects.

Component 2: This is an assignment set externally by AQA with choice of starting points/themes. You will have approximately 12 weeks to complete the work, followed by a 10 hour exam to be completed over two days.




What does the GCSE Photography exam look like?



There is no written exam in Art, but a practical one instead. You will be in the art room over 2 days (taking the usual breaks), creating a piece of work which you will have planned over a few weeks.





Assessment Objective 1 (AO1)

Develop ideas through investigations, demonstrating critical understanding of sources.

Evidence could include:

- Research about different artists, designers, cultures.
- Analysing and evaluating the work of others
- Creating your own copies and pieces inspired by others

Assessment Objective 2 (AO2)

Refine work by exploring ideas, selecting and experimenting with appropriate media, materials, techniques and processes.

Evidence could include:

- Experimentations with a range of different materials and techniques.
- Modifying and refining your ideas to show development and improvement
- Plan, design sketches and ideas.

Assessment Objective 3 (AO3)

Record ideas, observations and insights relevant to intentions as work progresses.

Evidence could include:

- Taking your own primary photographs
- Drawing for different purpose: communicating, designing, observing.
- Annotations and explanations of your own work.
- Mind maps.

Assessment Objective 4 (AO4)

Present a personal and meaningful response that realises intentions and demonstrates understanding of visual language.

Evidence could include:

- Final pieces which respond to your theme and intent
- Evaluating and analysing your own work/journey.



Why should I study Photography?





Our creative industries not only fly the flag for the best of British creativity at home and abroad but they are also at the heart of our economy.

value of the creative industries to the UK is up from £94.8 billion in 2016 to **£101.5 billion**, and has grown at nearly twice the rate of the economy since 2010. It is now worth **more than £130 billion**.

Surgery students 'losing dexterity to stitch patients'- Roger Kneebone, professor of surgical education at Imperial College, London, who teaches surgery to medical students, says young people need to have a more rounded **education, including creative and artistic subjects**, where they learn to use their hands. Is a problem for surgeons, who need craftsmanship as well as academic knowledge.





TOP 10 SKILLS:
 Complex problem solving
 Analytical thinking and innovation
 Critical thinking
 Creativity
 People management
 Coordinating with others
 Emotional intelligence
 Judgment and decision making
 Resilience, stress tolerance and flexibility
 Negotiation

