

YEAR 7 – SUMMER ASSESSMENTS

9th June – 20th June

Contents

Subjects

- English
- Maths
- Biology
- Chemistry
- Physics
- History
- Geography
- French
- Spanish
- Visual Arts
- Citizenship
- Drama
- Computer Science
- Music
- Design and Technology & Food
- Religious Studies

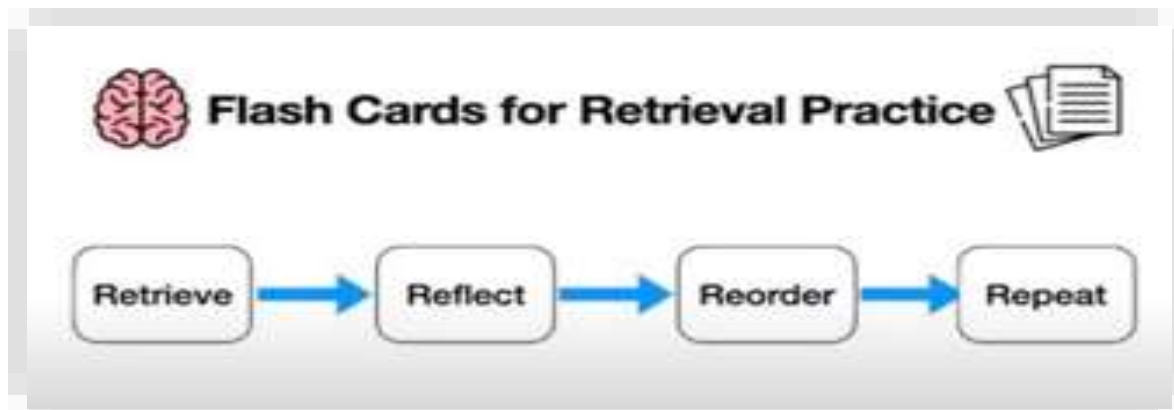


Effective Revision Techniques

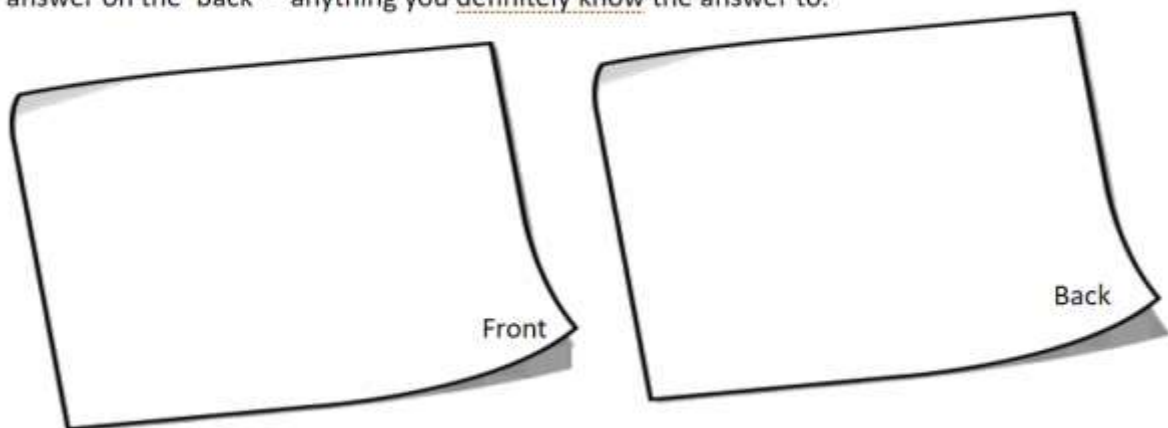
Retrieval practice is a learning strategy where we focus on getting information out. Through the act of retrieval or calling information to mind, our memory for that information is strengthened and forgetting is less likely to occur. Retrieval practice is a powerful tool for improving memory.

Spaced practice – This is when we do little amounts regularly (i.e., one hour a day for six days) as opposed to a lot all at once (i.e., six hours in one day). Spaced practice tends to be more effective for long term memory.

Interleaving – This is the mixing up of topics within a subject. Doing so helps us to make connections between topics and think harder.



On the flash card on the page in your workbook write a question on the 'front' and the answer on the 'back' - anything you definitely know the answer to.



How to Self-quiz

Self-quizzing is a powerful strategy to get knowledge stuck in your long-term memory.

Look

Read a small section of your knowledge organiser, e.g. keywords and definitions, labelled diagram

Cover

Cover up the definitions or diagram

Write

Now, from memory, write them down in your self-quizzing jotter using a blue or black pen

Correct

Check your work and make any corrections or additions in a different colour of pen – always use the same colour for corrections (green for example)

Repeat

Have another go! Perhaps do this same section in a few days' time (spaced practice)

English

What will the exam look like?

1. A question about your Identity novel (reading) 2. A description task (writing)

What will I be tested on?

- Q1. You will be answering a question about how the writer of your class novel presents the theme of Identity based on an extract from the novel (20 mins)
- Q2. You will be writing a short description (20 mins)

Useful Revision Sources: You will need to revise from your workbooks – Sentences and sentence types; Paragraphing; Descriptive methods from 'War Horse' unit; Vocabulary from Identity Novel and 'War Horse' workbook; Ideas about how the writer presents Identity in your class novel, their methods and how to explain this in What/How/Why paragraphs.

Maths

What will the exam look like?

An assessment paper will look very similar to your last Maths Assessment

What will I be tested on?

Content from units 1 - 5

Useful Revision Sources:

- **Your booklets and classwork** – go over any unanswered questions, look at the challenge zones and try and complete as many questions as you can. Practice is what helps prepare for a Maths exam!
- **Sparx Maths** – use the independent learning button and choose topics that you have studied this year
- **Hegarty Maths** – search for topics you have completed this year, make notes on the videos, and try the quizzes.
- **Revision and Practice list** – your Maths teachers will share a revision list with practice links in plenty of time for you to prepare for your assessment. Use this to help you do your best

Biology

What will the exam look like?

40 minutes, 40 marks (multiple choice questions, short response, extended response)

What will I be tested on?

Knowledge and understanding of the concepts in the following units:

- Introduction to Science
- Cells
- Body Systems
- Reproduction Lessons 1-2 only

Useful Revision Sources:

Booklets, BBC Bitesize (KS3 Biology)

Chemistry

What will the exam look like?

40 minutes, 40 marks (multiple choice questions, short response, extended response)

What will I be tested on?

Knowledge and understanding of the concepts in the following units:

- Introduction to Science
- Particle model
- Elements
- Types of Reaction
- Acids and Alkalis Lessons 1 – 3 only

Useful Revision Sources:

Booklets, BBC Bitesize (KS3 Chemistry)

Physics

What will the exam look like?

40 minutes, 40 marks (multiple choice questions, short response, extended response)

What will I be tested on?

Knowledge and understanding of the concepts in the following units:

- Introduction to Science
- Universe
- Forces
- Light

Useful Revision Sources:

Booklets, BBC Bitesize (KS3 Physics)

History

What will the exam look like?

The exam will have four sections:

- Section 1 – Twelve multiple choice questions testing your knowledge of key words.
- Section 2 – Ten short knowledge questions.
- Section 3 – You will be asked to compare two short extracts written by historians.
- Section 4 – You will be asked to write a short essay about a historical event.

What will I be tested on?

- Unit 1: How has London changed over time?
- Unit 2: How did the Normans take control of England after 1066CE?
- Unit 3: Who were the Crusaders?
- Unit 4: What challenges faced medieval monarchs, 1066-1600CE?

Useful Revision Sources:

In addition to your class workbooks, you may want to use BBC Bitesize:

- The Battle of Hastings: [The Norman Conquest - KS3 History - BBC Bitesize](#)
- The Normans: [William's control of England - KS3 History - BBC Bitesize](#)
- The Crusades: [What were the Crusades? - The Crusades - KS3 History - BBC Bitesize - BBC Bitesize](#)
- Thomas Becket: [Thomas Becket - KS3 History - BBC Bitesize](#)

Geography

What will the exam look like?

Types of Questions: multiple choice, one word or one sentence answers. Short paragraphs

What will I be tested on?

- Big Ideas: 1-Use geographical knowledge; 2-Show geographical understanding; 4-Use geographical skills
- My World Map Skills, Weather & Climate, Urbanisation and Oceans
- Key words

Useful Revision Sources:

- My World Map Skills workbook 1, knowledge organiser and glossary
- Weather & Climate workbook 2, knowledge organiser and glossary
- Urbanisation workbook 3, knowledge organiser and glossary
- Oceans workbook 4, knowledge organiser and glossary
- Your marked and improved Autumn EOT Assessment

A focused revision list will be posted on the Geography SharePoint page

French

What will the exam look like?

It is a listening, reading and writing test that covers topics and vocabulary of workbook 1, 2 and 3. Similar to the exams in Terms 1 and 2.

The listening part includes a dictation. Spellings are very important.

In the writing part you must cover all bullet points and grammar is very important. It also includes a translation into French.

The listening part makes 25% of the final mark

The reading part makes 25% of the final mark.

The writing part makes 25% of the final mark.

The speaking part makes 25% of the final mark.

You will also have a short speaking assessment with students reading aloud a short text in class and the teacher will ask two simple questions from the unit you are studying now: Unit 3.

What will I be tested on?

- AO1: Understanding and responding to different types of spoken language.
- AO2: Communicating effectively by speaking for a variety of purposes.
- AO3: Understanding and responding to different types of written language.
- AO4: Communicating effectively in writing for a variety of purposes.

Useful Revision Sources:

- Your workbook 1, 2 and 3.
- [Linguascope.com](https://www.linguascope.com)
- [uk.language-gym.com](https://www.uk.language-gym.com)
- Your textbook which is available in any of the school computers: Start/All programs/Heinemann/KS3 French
- All your notes, practice questions and tests that your teacher has given to you this year.

Spanish

What will the exam look like?

It is a listening, reading and writing test that covers topics and vocabulary of workbook 1, 2 and 3. Similar to the exams in Terms 1 and 2.

The listening part includes a dictation. Spellings are very important.

In the writing part you must cover all bullet points and grammar is very important. It also includes a translation into Spanish.

The listening part makes 25% of the final mark

The reading part makes 25% of the final mark.

The writing part makes 25% of the final mark.

The speaking part makes 25% of the final mark.

You will also have a short speaking assessment with students reading aloud a short text in class and the teacher will ask two simple questions from the unit you are studying now: Unit 3.

What will I be tested on?

- AO1: Understanding and responding to different types of spoken language.
- AO2: Communicating effectively by speaking for a variety of purposes.
- AO3: Understanding and responding to different types of written language.
- AO4: Communicating effectively in writing for a variety of purposes.

Useful Revision Sources:

- Your workbook 1, 2 and 3.
- Linguascope.com
- uk.language-gym.com
- Your textbook which is available in any of the school computers: Start/All programs/Heinemann/KS3 Spanish
- All your notes, practice questions and tests that your teacher has given to you this year.

Visual Arts

What will the exam look like?

Your exam will be practical.

What will I be tested on?

We will assess your knowledge and understanding of pattern and colour theory.

Useful Revision Sources:

Your workbook, reading text about Angie Lewin

Citizenship

What will the exam look like?

Types of Questions: multiple choice, one word or one sentence answers. Short paragraphs

What will I be tested on?

Key content from booklets 1-4 – Active Citizen, Identity and Community, Local Democracy, and the UK political system

Useful Revision Sources:

- Unit 7.1 Knowledge organiser and workbook content
- Unit 7.2 Knowledge organiser and workbook content
- Unit 7.3 Knowledge organiser and workbook content
- Unit 7.4 Knowledge organiser and workbook content
- Homelearning sheets for units 1-4

Drama

What will the exam look like?

The exam will be a short, devised performance in which you will demonstrate vocal skills, physical skills and use of theatrical techniques (use of still image, for example). This exam will give you an opportunity to use the different theatrical styles, genres and techniques that you have learned in year 7.

What will I be tested on?

A practical assessment of your use of the following elements of performance **as way to realise your artistic intentions.**

- vocal skills
- physical skills
- theatrical techniques

Useful Revision Sources:

Year 7 Drama booklets using previous booklets for theatrical techniques and application of vocal and physical skills.

Computer Science

What will the exam look like?

Online exam made up of a mixture of multiple choice and short answer questions

What will I be tested on?

See above, but you can expect to answer questions on keywords and knowledge from units 7.1 - E-Safety, Unit 7.2 - Computational thinking and Units 7.3 Game Development which have been covered during Year 7.

Useful Revision Sources:

- Unit 7.1 Knowledge Organiser and workbook contents
- Unit 7.2 Knowledge Organiser and workbook contents
- Unit 7.3 Knowledge Organiser and workbook contents
- BBC bitesize is a good platform for revision

Music

What will the exam look like?

Listening exam- short answer questions on 5 extracts of music. 60 marks in total.

The listening exam will make up part of your Summer Grade. Another part will come from your practical performance of 'In the Hall of the Mountain King' which will happen in lessons in late May/early June.

We will then mix these two marks with your previous music marks to give you an overall percentage for the year.

What will I be tested on?

In the exam you will hear 5 extracts of unfamiliar from our Year 7 topics (Vocal Traditions, Stomp and Samba, Music of Asia, Musical Theatre and Development of the Orchestra).

You will be tested on musical terminology to describe dynamics, tempo, texture, structure, melody and rhythm, your ability to identify instruments, note values e.g. crotchets and quavers and treble clef notation. There will also be questions about the historical context of the music we've studied.

Useful Revision Sources:

- Booklets from all music topics studied in Year 7 (ask your teacher if you have lost these).
- Musictheory.com for notation reading practice.
- Key terminology lists from Home Learning Knowledge organisers and booklets.
- Also ensure you are listening to a wide range of music and practice describing what you hear.

Design Technology and Food

What will the exam look like?

The assessment will be made up of multiple-choice questions, short response answers. You will be assessed on timber, electronics and food. There will be an emphasis on your current topic area (Food or D&T).

What will I be tested on?

- How to measure shapes.
- How to measure accurately and the tools that help.
- Specialist tools and machinery across electronics and timber projects.
- Health and Safety in the workroom.
- Timber; categories, sources of wood.
- Isometric Drawing
- Inputs and Outputs in electronics.
- Components in a circuit.
- Evaluating food; sensory qualities, descriptive language, tastebuds.
- The 4C; chilling, cleaning, cooking, etc.
- Eatwell guide
- Health and safety; cross contamination, causes and prevention methods.
- Measuring and calculating ingredient quantities
- Healthy Eating Guidelines

Religious Studies

What will the exam look like?

Your exam will be divided into **four sections**:

- **Section 1: 15 key word definitions** (15 marks). These will be a selection of key words taken from the knowledge organisers of:
 - **Unit 1:** Intro to belief
 - **Unit 2:** Code breaking
 - **Unit 3:** What do people believe about God?
 - **Unit 4:** What happens when we die?
- **Section 2:** A **multiple choice** section (10 marks) that will focus on some keywords and key beliefs from each unit / religion covered.
- **Section 3:** A **multiple choice** section (5 marks) where you will need to match some key religious teachings from Christianity, Islam, Hinduism, Judaism and Sikhism to the correct explanations.
- **Section 4:** An **evaluation** question (5 marks) taken from Unit 4, 'What happens when we die?'

There will be a total of 35 marks available.

What will I be tested on?

See above, but you can expect to answer questions on keywords and knowledge from units 1 – 4 which have been covered during Year 7. Unit 5 (forgiveness) will not be in the exam.

Useful Revision Sources:

Your workbooks (each one has a revision worksheet in the back – use this as a starting point). BBC Bitesize will give you some extra information. Please talk to your teacher if you have missed any lessons and they will help you.