




YEAR 8 – SUMMER ASSESSMENTS

9th June – 20th June

Contents

Subjects

- English
- Maths
- Biology
- Chemistry
- Physics
- History
- Geography
- French
- Spanish
- Visual Arts
- Citizenship
- Drama
- Computer Science
- Music
- Design Technology
- Food
- Religious Studies
-
-
-
-
-
-
-
-
-
-
-
-



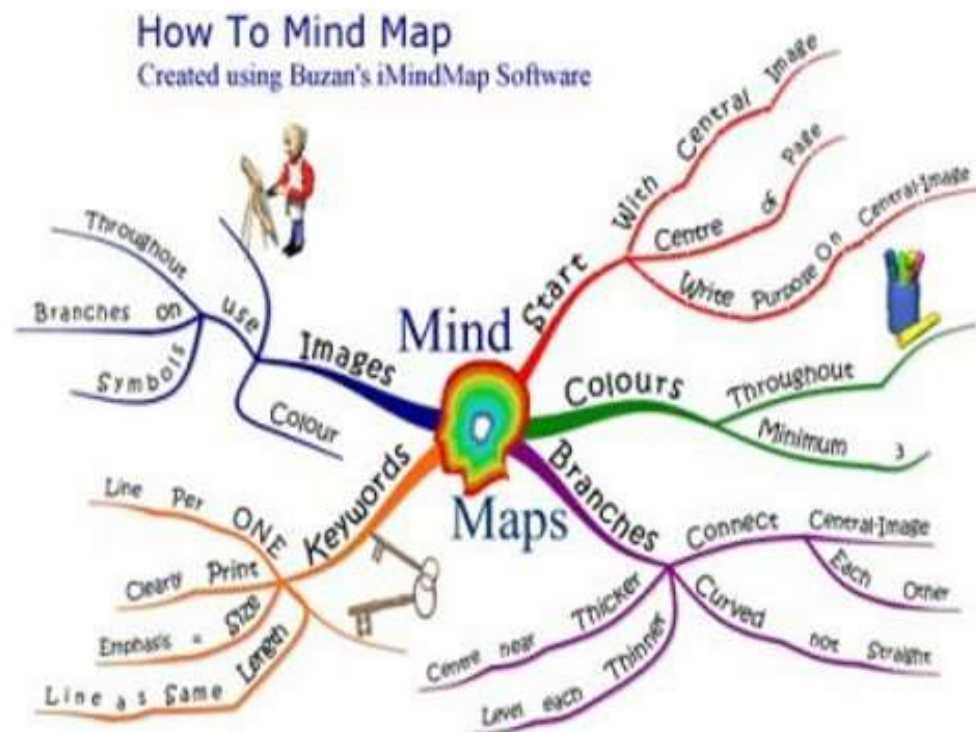


Effective Revision Techniques

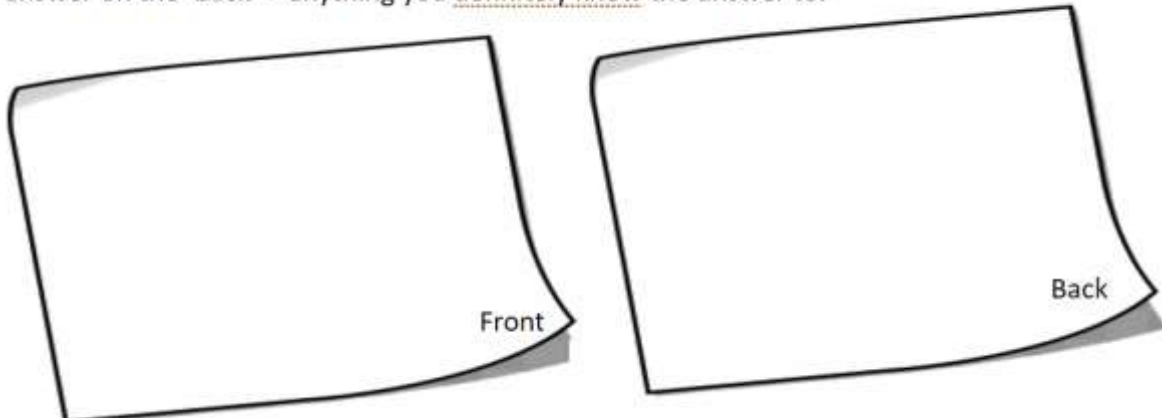
Retrieval practice is a learning strategy where we focus on getting information out. Through the act of retrieval or calling information to mind, our memory for that information is strengthened and forgetting is less likely to occur. Retrieval practice is a powerful tool for improving memory.

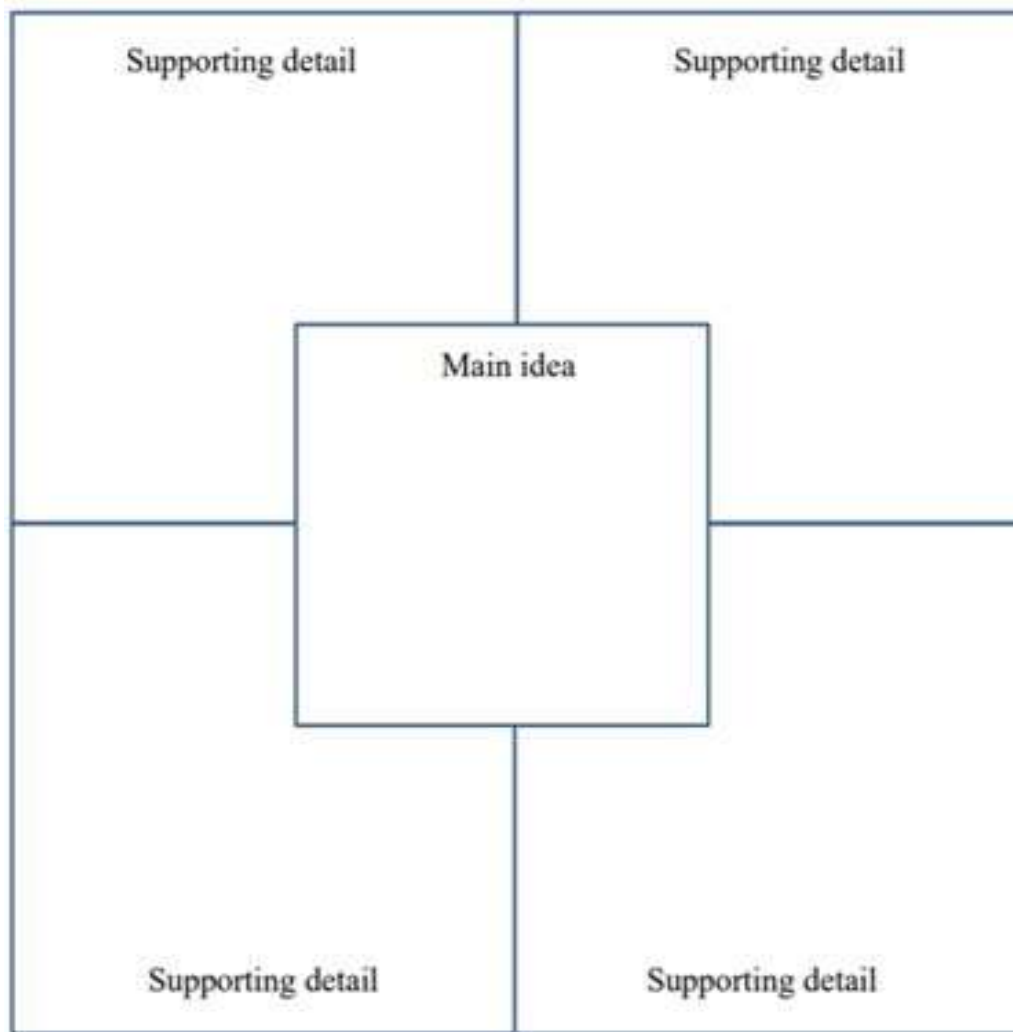
Spaced practice – This is when we do little amounts regularly (i.e., one hour a day for six days) as opposed to a lot all at once (i.e., six hours in one day). Spaced practice tends to be more effective for long term memory.

Interleaving – This is the mixing up of topics within a subject. Doing so helps us to make connections between topics and think harder.



On the flash card on the page in your workbook write a question on the 'front' and the answer on the 'back' - anything you definitely know the answer to.





You need to think about a key central idea (the middle of the mind map or graphic organiser) and then link other content to it. You should write as much as you can from your own knowledge first, recalling as much as possible.

After completing a mind-map, it's helpful to then refer to notes and textbooks to see if there is anything more to add or any misconceptions which may have been written down. At this point, to highlight any missing information can be useful when you have another go at the same mind map, to compare it next time to check if the missing knowledge has stuck next time.

There is little point in re-reading the maps after you have made them as this is a very passive way of trying to revise. After making a mind map, it's a good idea to do some practice questions which relate to the concept you have been mapping. Get a parent or friend to quiz you on material. Or try to recreate it multiple times from memory – when checking, add in anything you'd missed in a different colour or highlight this part, so you know to focus on it next time. (retrieval).

English

What will the exam look like?

1. A question about your Survival novel
2. A narrative task

What will I be tested on?

- Q1. You will be answering a question about how the writer of your Survival novel presents the theme of survival based on an extract from the novel (20 mins)
- Q2. You will be writing the opening of a story (20 mins)

Useful Revision Sources:

- **Q1:** Vocabulary from Survival novel workbook and 'A Christmas Carol' workbook; Ideas about how the writer presents survival in your class novel, their methods and how to explain this in What/How/Why paragraphs
- **Q2:** Using a flashback; building tension and suspense; precise, ambitious vocabulary use; Narrative techniques from 'A Christmas Carol' workbook

Maths

What will the exam look like?

An exam paper very similar to your Spring and Autumn Papers

What will I be tested on?

Content from the workbooks that you have been studying from September until May half term (units 8 to 13)

Useful Revision Sources:

- **Your booklets and classwork** – go over any unanswered questions, look at the challenge zones and try and complete as many questions as you can. Practice is what helps prepare for a Maths exam!
- **Sparx Maths** – use the independent learning button and choose topics that you have studied this year
- **Corbett Maths** – search for topics you have completed this year, make notes on the videos and try the quizzes.
- **Revision & Practice plan** – your teachers will share a revision and practice plan with you and tell you how best to use it to prepare

Biology

What will the exam look like?

40 minutes, 40 marks (multiple choice questions, short response and 1 extended response (6 marks))

What will I be tested on?

Knowledge and understanding of the concepts in the following units:

- Working Scientifically
- Health and Lifestyle
- Biological Processes
- Ecosystems and Adaptation

Useful Revision Sources:

Booklets, BBC Bitesize (KS3 Biology)

Chemistry

What will the exam look like?

40 minutes, 40 marks (multiple choice questions, short response, extended response)

What will I be tested on?

Knowledge and understanding of the concepts in the following units:

- Working Scientifically
- Separating Techniques
- Chemical Energy
- Metals and Other Materials

Useful Revision Sources:

Booklets, BBC Bitesize (KS3 Chemistry)

Physics

What will the exam look like?

40 minutes, 40 marks (multiple choice questions, short response, extended response)

What will I be tested on?

Knowledge and understanding of the concepts in the following units:

- Working Scientifically
- Energy
- Motion and Pressure
- Electricity and Magnetism

Useful Revision Sources:

Booklets and BBC Bitesize (KS3 Physics)

History

What will the exam look like?

- Section 1 – Twelve multiple choice questions testing your knowledge of key words.
- Section 2 – Ten short knowledge questions.
- Section 3 – You will be asked to compare two short extracts written by historians.
- Section 4 – You will be asked to write a short essay about a historical event.

What will I be tested on?

- Unit 6: How did the Tudor dynasty change religion?
- Unit 7: What happened in the English civil war?
- Unit 8: Who benefitted from the Industrial Revolution?
- Unit 9: Why was the slave trade abolished?

Useful Revision Sources:

In addition to your class workbooks, you may use BBC Bitesize:

- The Tudors: [The Tudors - KS3 History - BBC Bitesize](#)
- The English Civil War: [The English Civil Wars - KS3 History - BBC Bitesize](#)
- The Industrial Revolution: [The Industrial Revolution - KS3 History - BBC Bitesize](#)
- The transatlantic slave trade: [The transatlantic slave trade - KS3 History - BBC Bitesize](#)

Geography

What will the exam look like?

Types of Questions: multiple choice, one word or one sentence answers. Short paragraphs

What will I be tested on?

- Big Ideas: 1-Use geographical knowledge; 2-Show geographical understanding; 4-Use geographical skills
- Rivers & Glaciers, Hazards & Rocks, Population, Africa, Development & Economic Activity, Oceans, Urbanisation, Weather & Climate, My World Map Skills
- Key words

Useful Revision Sources:

- Workbooks for the above topics and the knowledge organisers and glossaries at the back of each workbook: copies of each are on the intranet.
- Your marked and improved EOT Assessments from Year 7 & 8

A focused revision list will be posted on the Geography SharePoint page

French

What will the exam look like?

It is a listening, reading and writing test that covers topics and vocabulary of workbook 1, 2 and 3. Similar to the exams in Terms 1 and 2.

The listening part includes a dictation. Spellings are very important.

In the writing part you must cover all bullet points and grammar is very important. It also includes a translation into French.

The listening part makes 25% of the final mark

The reading part makes 25% of the final mark.

The writing part makes 25% of the final mark.

The speaking part makes 25% of the final mark.

You will also have a short speaking assessment with students reading aloud a short text in class and the teacher will ask two simple questions from the unit you are studying now: Unit 3.

What will I be tested on?

- AO1: Understanding and responding to different types of spoken language.
- AO2: Communicating effectively by speaking for a variety of purposes.
- AO3: Understanding and responding to different types of written language.
- AO4: Communicating effectively in writing for a variety of purposes.

Useful Revision Sources:

- Your workbook 1, 2 and 3.
- [Linguascope.com](https://www.linguascope.com)
- [uk.language-gym.com](https://www.uk.language-gym.com)
- Your textbook which is available in any of the school computers: Start/All programs/Heinemann/KS3 French
- All your notes, practice questions and tests that your teacher has given to you this year.

Spanish

What will the exam look like?

It is a listening, reading and writing test that covers topics and vocabulary of workbook 1, 2 and 3. Similar to the exams in Terms 1 and 2.

The listening part includes a dictation. Spellings are very important.

In the writing part you must cover all bullet points and grammar is very important. It also includes a translation into Spanish.

The listening part makes 25% of the final mark

The reading part makes 25% of the final mark.

The writing part makes 25% of the final mark.

The speaking part makes 25% of the final mark.

You will also have a short speaking assessment with students reading aloud a short text in class and the teacher will ask two simple questions from the unit you are studying now: Unit 3.

What will I be tested on?

- AO1: Understanding and responding to different types of spoken language.
- AO2: Communicating effectively by speaking for a variety of purposes.
- AO3: Understanding and responding to different types of written language.
- AO4: Communicating effectively in writing for a variety of purposes.

Useful Revision Sources:

- Your workbook 1, 2 and 3.
- Linguascope.com
- uk.language-gym.com
- Your textbook which is available in any of the school computers: Start/All programs/Heinemann/KS3 Spanish
- All your notes, practice questions and tests that your teacher has given to you this year.

Visual Arts

What will the exam look like?

We will assess your knowledge and understanding of colour theory and painting skills.

What will I be tested on?

Understanding of formal elements and artists as well as practical skills: composition, tone, shapes

Useful Revision Sources:

Workbook and sketchbook

Citizenship

What will the exam look like?

Types of Questions: multiple choice, one word or one sentence answers. Short paragraphs

What will I be tested on?

Key content from booklets 1-4 – Voting, Laws and young people, Criminal justice system, and Immigration and equality.

Useful Revision Sources:

- Unit 8.1 Knowledge organiser and workbook content
- Unit 8.2 Knowledge organiser and workbook content
- Unit 8.3 Knowledge organiser and workbook content
- Unit 8.4 Knowledge organiser and workbook content
- Homelearning sheets for units 1-4

Drama

What will the exam look like?

This will be a written exam. It will involve short answer questions.

What will I be tested on?

You will be tested on the core knowledge that you have been taught in year 8

Useful Revision Sources:

- Knowledge organiser content from your y8 booklets

Computer Science

What will the exam look like?

Online exam made up of a mixture of multiple choice and short answer questions

What will I be tested on?

Unit 1 – Understanding Computers, **Unit 2** – Binary & Logic Gates, **Unit 3** Introduction to Programming with PYTHON and Knowledge Organisers related to these Units.

Useful Revision Sources:

Workbook, Knowledge Organisers

Useful websites: BBC Bitesize and csnewbs.com

Music

What will the exam look like?

Listening exam- short answer questions on 5 extracts of music. 60 marks in total.

The listening exam will make up part of your Summer Grade. Another part will come from your practical performance of Film music Leitmotifs which will happen in lessons in late May/early June.

We will then mix these two marks with your previous music marks to give you an overall percentage for the year.

What will I be tested on?

In the exam you will hear 5 extracts of unfamiliar from our Year 8 topics (Blues, Basslines and Riff, Hip-hop, Rap and Grime, Pop Music and Film Music).

You will be tested on musical terminology to describe dynamics, tempo, texture, structure, melody, rhythm and harmony, your ability to identify instruments, note values e.g. crotchets and quavers and treble and bass clef notation. There will also be questions about the historical context of the music we've studied and about how the musical elements can be used to create a specific mood.

Useful Revision Sources:

- Booklets from all music topics studied in Year 8 (ask your teacher if you have lost these).
- Musictheory.com for notation reading practice.
- Key terminology lists from Home Learning Knowledge organisers and booklets.
- Also ensure you are listening to a wide range of music and practice describing what you hear.

Design and Technology & Food

What will the exam look like?

The assessment will be made up of multiple-choice questions, short response answers. You will be assessed on timber, textiles and food. There will be an emphasis on your current topic area (Food or D&T).

What will I be tested on?

- Calculating the areas of shapes and how to measure them.
- Specialist tools and machinery across Textiles and Timber projects.
- Health and Safety in the workroom.
- Textiles; fibres, sources, structure.
- Timber; categories, sources, structure.
- Sustainability; recycle, reuse, rethink, etc.
- Isometric Drawing

- Evaluating food
- The 4C; chilling, cleaning, cooking, etc.
- Eatwell guide
- Health and safety; cross contamination, causes and prevention methods.
- Roles and structure of the kitchen
- Allergens and dietary requirements
- Macro and micronutrients
- Measuring and calculating ingredient quantities

Useful Revision Sources:

- Home learning tasks
- Drawing skills: [Isometric and perspective - Designing - AQA - GCSE Design and Technology Revision - AQA - BBC Bitesize](#)
- Timber and man-made boards: [Natural and manufactured timbers - Material categories and properties - Edugas - GCSE Design and Technology Revision - Edugas - BBC Bitesize](#)
 - The Eatwell guide: [What is the Eatwell Guide - YouTube](#)

Religious Studies

What will the exam look like?

Your exam will be divided into **four sections**:

- **Section 1: 15 keyword definitions** (15 marks). These will be a selection of key words taken from the knowledge organisers of:
 - **Unit 1:** Environment
 - **Unit 2:** Different types of relationships
 - **Unit 3:** Evil and suffering
 - **Unit 4:** Humans are special
- **Section 2:** A **multiple choice** section (10 marks) that will focus on some keywords and key beliefs from each unit / religion covered.
- **Section 3:** A **multiple choice** section (5 marks) where you will need to match some key religious teachings from Christianity, Islam, Hinduism and Judaism to the correct explanations.
- **Section 4:** An **evaluation** question (5 marks) taken from Unit 4, 'Humans are special'

There will be a total of 35 marks available.

What will I be tested on?

See above, but you can expect to answer questions on keywords and knowledge from units 1 – 4 which have been covered during Year 8. Unit 5 (prejudice and discrimination) will not be in the exam.

Useful Revision Sources:

Your workbooks (each one has a revision worksheet in the back – use this as a starting point). BBC Bitesize will give you some extra information. Please talk to your teacher if you have missed any lessons and they will help you.