




Spring 2021

**CHSG PARENT/CARER & STUDENT
GUIDE TO LFD TESTING**



Contents

▶ Key Messages	3 - 4
▶ Phased Return & Dates of tests	5
▶ Consent for Testing	7
▶ Testing Procedures	8 – 10
▶ How to conduct a test	11
▶ Timings for Test No 1 (Yrs 13 – 7)	12 – 17
▶ What to expect when you arrive at school	18 - 20
▶ What happens if my child tests positive	20 - 21
▶ 2 nd & 3 rd tests	22 - 23
▶ Home testing	24 - 27



Key messages

- ▶ **Do not send your daughter to school if she is unwell or has C-19 symptoms. Lateral Flow Device (LFD) tests are for asymptomatic students only.** If your daughter has symptoms or feels unwell, please book a test using the GOV.UK website <https://www.gov.uk/get-coronavirus-test>
- ▶ All students will be asked to declare that they do not have symptoms – those with symptoms will not be tested and sent home. **Do not send your daughter in for confirmation of Covid-19.**
- ▶ Students will return to lessons as normal the day after testing if they have a negative result. Where consent has not been given, students will return the day after their year groups testing day.
- ▶ A negative LFD test result does not mean other control measures can be broken – students must continue to maintain social distancing, masks must be worn in communal areas and corridors (unless exempt) and hands must be washed regularly.



Key messages

- ▶ We will return to our pre-Christmas timings for the school day from **Monday 8th March including online lessons**. We will also return to staggered starts and using different entrance gates. These will also be the same as before Christmas.
- ▶ Students who have had a confirmed positive case of Covid-19 and are asymptomatic do not need to take a LFD test. This is because they are likely to have built up some immunity.
- ▶ We cannot give parents/carers the test kits we use to take home to administer – the testing kits we use are not the same as those for home testing. Guidance from the Government remains that schools should administer the first 3 tests to ensure students are guided on how to properly complete the test.
- ▶ Should parents/carers wish to administer the test at home instead of at school please see slide 25 on home testing.



When will my child return to school?

	8 th March	9 th March	10 th March	11 th March	12 th March
7	Students remain at Home Home Learning (online MS Teams & Booklets)	Students remain at Home Home Learning (online MS Teams & Booklets)	Testing (Work for 5 lessons on SMH – no MS Teams sessions)	P1 – tutor time Normal Lessons 2 - 5	P1 – tutor time Normal Lessons 2 - 5
8	Students remain at Home Home Learning (online MS Teams & Booklets)	Students remain at Home Home Learning (online MS Teams & Booklets)	Testing (Work for 5 lessons on SMH – no MS Teams sessions)	P1 – tutor time Normal Lessons 2 – 5 + PM tutor time	P1 – tutor time Normal Lessons 2 – 5 + PM tutor time
9	Students remain at Home Home Learning (online MS Teams & Booklets)	Testing (Work for 5 lessons on SMH – no MS Teams sessions)	P1 – tutor time Normal Lessons 2 – 4. T Time 1.25 – 1.30pm NB Early Closure	P1 – tutor time Normal Lessons 2 – 5 + PM tutor time	Testing 2 (details TBC)
10	Students remain at Home Home Learning (online MS Teams & Booklets)	Testing (Work for 5 lessons on SMH – no MS Teams sessions)	P1 – tutor time Normal Lessons 2 – 4 T Time 1.25 – 1.30pm NB Early Closure	P1 – tutor time Normal Lessons 2 – 5 + PM tutor time	Testing 2 (details TBC)
11	Testing (Work for 5 lessons on SMH – no MS Teams sessions)	P1 – tutor time Normal Lessons 2 - 5	P1 – tutor time Normal Lessons 2 – 4 T Time 1.25 – 1.30pm NB Early Closure	Testing 2 (details TBC)	Normal Lessons
12	Testing (Work for 5 lessons on SMH – no MS Teams sessions)	P1 – tutor time Normal Lessons 2 - 5	P1 – tutor time Normal Lessons 2 – 4 NB Early Closure	Testing 2 (details TBC)	Normal Lessons
13	Testing (Work for 5 lessons on SMH – no MS Teams sessions)	P1 – tutor time Normal Lessons 2 - 5	P1 – tutor time Normal Lessons 2 – 4 NB Early Closure	Testing 2 (details TBC)	Normal Lessons

NB – Early closure on 10th March due to Sixth Form Parents' Evening for Yr 9 - 13.

P5 work will be set on Show My Homework.

YR	1 st Test	2 nd Test	3 rd Test
7	10/03	15/03 (pm)	18/03 (pm)
8	10/03	15/03 (am)	18/03 (am)
9	09/03	12/03 (pm)	17/03 (pm)
10	09/03	12/03 (am)	17/03 (am)
11	08/03	11/03 (pm)	16/03 (pm)
12	08/03	11/03 (am)	16/03 (am)
13	08/03	11/03 (am)	16/03 (am)



Lateral Flow Testing

at Carshalton High School for Girls

Have you notified us of whether consent to test has been given?

- ▶ All students along with their parent/carers should have completed the student consent form by **5pm on Tuesday 2nd March** if they wish their daughter to be tested in school.
- ▶ **Testing remains voluntary. Even if you do not consent to the test we need you to complete the survey to confirm this choice.** No student will be tested without consent and a test will be refused should any student arrive to school on testing days who does not have consent.
- ▶ Students can withdraw consent regardless of the wishes of their parents/carers.

Student Consent Form for COVID-19 testing in Secondary Schools

i). My child and I give consent for them to be tested for Covid-19 which consists of having a nose and throat swab for a lateral flow test. My child will self-swab if they are able to otherwise we understand that assistance is available.

ii). My child and I understand that there 3 in school tests are required, and this consent covers all tests for the below named person. If at any point I do not wish to take part, then I understand I will not be made to do so and that consent can be withdrawn at any time ahead of the test.

iii) My child and I understand that after the school has administered 3 tests, my child will be required to test twice weekly either using a home testing kit or will continue to be tested at school.

iv).My child and I consent that their sample(s) will be tested for the presence of COVID-19.

v). I understand that I will be informed if my child's sample is positive and that the school procedures for a positive Covid-19 test will be implemented.

vi) Prior to my child taking the test at school, I will use the registration information sent by the school to register my child's test with the [GOV.UK](https://www.gov.uk) website (This information will be emailed 24 hours in advance with your child's barcode and centre number. The website for registration is <https://test-for-coronavirus.service.gov.uk/register-kit> , and the school code is NHSF).

1. Student's first name *

How will the Rapid Testing work at CHSG?

- ▶ Rapid testing using Lateral Flow Device Testing will take place in our Main Hall.
- ▶ Students will undertake the test themselves and they will be guided by one of our members of staff. Please see the diagram on page 10 on how to administer the test.
- ▶ The school has the capacity to test 2/3 year groups per day. We are required to provide 3 in school lateral flow tests for each student.




How will the Rapid Testing work at CHSG?

- ▶ Once students have had their first test and it is negative, then they will return to school the next day.
- ▶ For those who do not wish to be tested, they will return to school alongside their peers who were tested the day before.
- ▶ Only students who are being tested should arrive at school during the testing day for their year group. Students without consent should remain at home.
- ▶ Please make sure you check the guidance on Page 3 regarding the curriculum for each year group.

How will the Rapid Testing work at CHSG?

- ▶ A mini video for students to watch will be sent nearer the time.
- ▶ Work will be set on Show My Homework for each year group on their testing day – there will be no online lessons.
- ▶ The result of the test will be e-mailed to the email address we hold for parents/carers. Students will not be sent the result to their e-mail address except for Y12 & 13.
- ▶ After the 3rd test in school students will be provided with home test kits for regular testing (twice a week). More guidance will be given nearer the time.



How do I administer the test?

NHS
Test and Trace

HOW TO DO YOUR TEST

WHILE THIS IS A SELF-SWAB TEST, THERE WILL BE A TESTING HELPER WHO WILL OVERSEE THINGS AND PROVIDE HELP IF YOU NEED

1



YOUR COVID-19 TEST WILL BE SCHEDULED. IF YOU ARE UNDER 16, YOUR PARENT / CARER WILL HAVE CONSENTED

2

YOUR TEST WILL BE FAST AND WHILE IT MIGHT FEEL A LITTLE UNCOMFORTABLE, IT WON'T HURT YOU

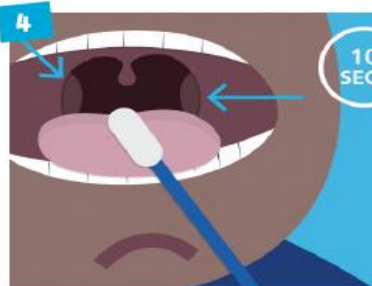


3



BLOW YOUR NOSE IF NEEDED. WASH AND DRY/SANITISE YOUR HANDS. REMOVE THE SWAB BEING CAREFUL NOT TO TOUCH THE SOFT PART

4



10 SECS

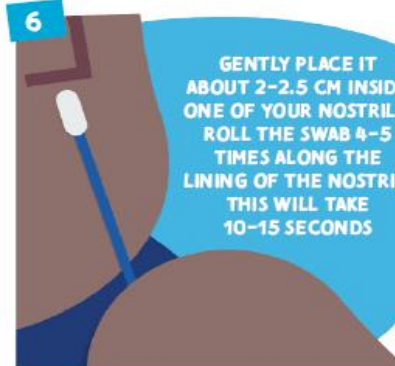
OPEN YOUR MOUTH WIDE AND USE A MIRROR TO LOOK AT THE BACK OF YOUR THROAT, THEN USE THE SWAB TO RUB FIRMLY 4 TIMES ON EACH SIDE

5



REMOVE THE SWAB CAREFULLY WITHOUT TOUCHING YOUR TEETH, TONGUE OR GUMS

6



GENTLY PLACE IT ABOUT 2-2.5 CM INSIDE ONE OF YOUR NOSTRILS. ROLL THE SWAB 4-5 TIMES ALONG THE LINING OF THE NOSTRIL, THIS WILL TAKE 10-15 SECONDS

8



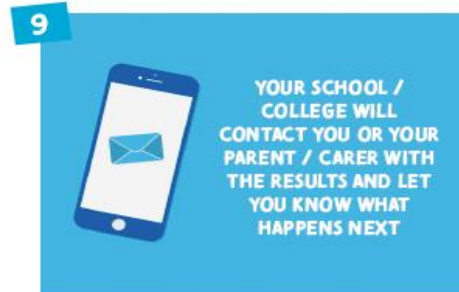
YOUR SWAB CAN THEN BE PLACED IN A TUBE FOR TESTING, THIS TAKES ABOUT 30 MINUTES

7



AFTER THIS, YOU'RE DONE, GENTLY REMOVE THE SWAB BEING CAREFUL NOT TO LET ANYTHING TOUCH THE TIP

9



YOUR SCHOOL / COLLEGE WILL CONTACT YOU OR YOUR PARENT / CARER WITH THE RESULTS AND LET YOU KNOW WHAT HAPPENS NEXT

Test 1: Screening Year 12 & 13 - Monday 8th March

Form	Gate	Arrival Time	Test
13HMY	Front	8.45 am	9am
13SSM	Side (West St)	8.45 am	9am
13RGO	Front	9.15 am	9.30am
13JPT	Side (West St)	9.15 am	9.30am
12BSA	Front	9.45 am	10am
12JCO	Side (West St)	9.45 am	10am
12MNT	Front	10.15 am	10.30am
12NWS	Side (West St)	10.15 am	10.30am
12BPE	Front	10.45 am	11am

- ▶ You must arrive to school promptly at the time indicated for your tutor group.
- ▶ If you are late, we cannot wait - you will not be tested.
- ▶ Please **do not** arrive before the allocated time.
- ▶ **Students must avoid mixing with their peers when you travel to school.**
- ▶ Enter via the allocated gate only.
- ▶ We will welcome you at the gate and at the welcome desk outside the Main Hall.
- ▶ Ensure that you observe social distancing and put on your mask covering when entering the Main Hall.
- ▶ You will leave immediately after your test via the same gate you arrived.

Test 1: Screening Year 11 - Monday 8th March

Form	Gate	Arrival Time	Test
11HL1	Side (West St)	10.45 am	11am
11HL2	Front	11.45 am	12pm
11PK1	Side (West St)	11.45 am	12pm
11PK2	Front	12.15 pm	12.30pm
11RD1	Side (West St)	12.15 pm	12.30pm
11RD2	Front	12.45 pm	1pm
11RW1	Side (West St)	12.45 pm	1pm
11RW2	Front	1.15 pm	1.30 pm

- ▶ You must arrive to school promptly at the time indicated for your tutor group.
- ▶ Please **do not** arrive before the allocated time.
- ▶ **You must be wearing full, correct school uniform.**
- ▶ If you are late, we cannot wait - you will not be tested.
- ▶ **Students must avoid mixing with their peers when you travel to school.**
- ▶ Enter via the allocated gate only.
- ▶ We will welcome you at the gate and at the welcome desk outside the Main Hall.
- ▶ Ensure that you observe social distancing and put on your mask covering when entering the Main Hall.
- ▶ You will leave immediately after your test via the same gate you arrived.

Test 1: Screening Year 10 - Tuesday 9th March

Form	Gate	Arrival Time	Test
10HL1	Front	8.45am	9am
10HL2	Side (West St)	8.45am	9am
10PK1	Front	9.25am	9.40am
10PK2	Side (West St)	9.25am	9.40am
10RD1	Front	10.05am	10.20am
10RD2	Side (West St)	10.05am	10.20am
10RW1	Front	11.15 am	11.30 pm
10RW2	Side (West St)	11.15 am	11.30 pm

- ▶ You must arrive to school promptly at the time indicated for your tutor group.
- ▶ Please **do not** arrive before the allocated time.
- ▶ If you are late, we cannot wait - you will not be tested.
- ▶ **You must be wearing full, correct school uniform.**
- ▶ **Students must avoid mixing with their peers when you travel to school**
- ▶ Enter via the allocated gate only.
- ▶ We will welcome you at the gate and at the welcome desk outside the Main Hall.
- ▶ Ensure that you observe social distancing and put on your mask covering when entering the Main Hall.
- ▶ You will leave immediately after your test via the same gate you arrived.

Test 1: Screening Year 9 - Tuesday 9th March

Form	Gate	Arrival Time	Test
9HL1	Front	11.55 am	12.10 pm
9HL2	Side (West St)	11.55 am	12.10 pm
9PK1	Front	12.35 pm	12.50 pm
9PK2	Side (West St)	12.35 pm	12.50 pm
9RD1	Front	1.45 pm	2pm
9RD2	Side (West St)	1.45 pm	2pm
9RW1	Front	2.25 pm	2.40 pm
9RW2	Side (West St)	2.25 pm	2. 40 pm

- ▶ You must arrive to school promptly at the time indicated for your tutor group.
- ▶ Please **do not** arrive before the allocated time.
- ▶ If you are late, we cannot wait - you will not be tested.
- ▶ **You must be wearing full, correct school uniform.**
- ▶ **Students must avoid mixing with their peers when you travel to school.**
- ▶ Enter via the allocated gate only.
- ▶ We will welcome you at the gate and at the welcome desk outside the Main Hall.
- ▶ Ensure that you observe social distancing and put on your mask covering when entering the Main Hall.
- ▶ You will leave immediately after your test via the same gate you arrived.

Test 1: Screening Year 8 - Wednesday 10th March

Form	Gate	Arrival Time	Test
8HL1	Front	8.45am	9am
8HL2	Side (West St)	8.45am	9am
8PK1	Front	9.25am	9.40am
8PK2	Side (West St)	9.25am	9.40am
8RD1	Front	10.05am	10.20am
8RD2	Side (West St)	10.05am	10.20am
8RW1	Front	11.15 am	11.30 pm
8RW2	Side (West St)	11.15 am	11.30 pm

- ▶ You must arrive to school promptly at the time indicated for your tutor group.
- ▶ Please **do not** arrive before the allocated time.
- ▶ If you are late, we cannot wait - you will not be tested.
- ▶ **You must be wearing full, correct school uniform.**
- ▶ **Students must avoid mixing with their peers when you travel to school**
- ▶ Enter via the allocated gate only.
- ▶ We will welcome you at the gate and at the welcome desk outside the Main Hall.
- ▶ Ensure that you observe social distancing and put on your mask covering when entering the Main Hall.
- ▶ You will leave immediately after your test via the same gate you arrived.

Test 1: Screening Year 7 - Wednesday 10th March

Form	Gate	Arrival Time	Test
7HL1	Front	11.55 am	12.10 pm
7HL2	Side (West St)	11.55 am	12.10 pm
7PK1	Front	12.35 pm	12.50 pm
7PK2	Side (West St)	12.35 pm	12.50 pm
7RD1	Front	1.45 pm	2pm
7RD2	Side (West St)	1.45 pm	2pm
7RW1	Front	2.25 pm	2.40 pm
7RW2	Side (West St)	2.25 pm	2. 40 pm

- ▶ You must arrive to school promptly at the time indicated for your tutor group.
- ▶ Please **do not** arrive before the allocated time.
- ▶ If you are late, we cannot wait - you will not be tested.
- ▶ **You must be wearing full, correct school uniform.**
- ▶ **Students must avoid mixing with their peers when you travel to school.**
- ▶ Enter via the allocated gate only.
- ▶ We will welcome you at the gate and at the welcome desk outside the Main Hall.
- ▶ Ensure that you observe social distancing and put on your mask covering when entering the Main Hall.
- ▶ You will leave immediately after your test via the same gate you arrived.

Testing – what to expect for students

Students will be greeted at the gate by a member of staff

- ▶ Social distance – 2m cones will be in place for each student
- ▶ Mask – should be worn at all times (unless exempt)

Students will then proceed to a welcome desk where they will be met by a member of staff. Here they will collect an NHS card with a barcode

- ▶ Students will declare they have no symptoms
- ▶ Students will be asked to sanitize hands and blow their nose before they enter the Main Hall
- ▶ Students will be guided towards a booth where a member of staff will be waiting to assist them.
- ▶ 1st test – students will return home immediately after the test.
- ▶ 2nd & 3rd test – students will return to lessons.



Testing – what to expect for parents/carers

- ▶ Once you have given consent we will upload the necessary data into the NHS portal.
- ▶ The result from the test will then be uploaded to the same NHS Track and Trace portal
- ▶ The NHS barcode will link your daughter's result to the contact details we have registered here at CHSG
- ▶ You will then receive an email from NHS Track and Trace confirming the result.
- ▶ **It is important that we have the most up to date email address for you**

Your coronavirus lateral flow test result is negative. It's likely you were not infectious when the test was done.

Keep following coronavirus advice including:

- regular handwashing
- social distancing
- wearing a face covering where recommended

You only need to self-isolate if:


- you get symptoms of coronavirus – you'll need to book a different test at <https://www.gov.uk/get-coronavirus-test>
- someone you live with tests positive, or has symptoms and has not been tested yet
- you've been traced as a contact of someone who tested positive

For medical help, contact 111. In an emergency dial 999.

See <https://www.gov.uk/coronavirus> for more advice

What happens if my child tests positive during Test 1?

- ▶ Students will be returning home after their 1st test.
- ▶ The result from Track and Trace will be sent to you via e-mail.
- ▶ We will contact parents/carers and the student to identify any close contacts.
- ▶ **Your daughter and any identified close proximity contacts will have to self isolate for 10 days.**
- ▶ **You do not have to take a further test to confirm the result.**
- ▶ Online lessons will be provided by your daughter's teachers.



What happens if my child tests positive during Test 2 & 3?

- ▶ The result from Track and Trace will be sent to you via e-mail.
- ▶ We will accompany your daughter to a waiting room where we will ask your daughter to contact you.
- ▶ Government guidelines asks that a parent/carer should collect their child from school immediately. If a parent/carer is unable to do so then they can give permission for their daughter to make her own way home. **The guidance states that your daughter should not use public transport.**
- ▶ Students can be collected from the front of the school outside the pedestrian gate area.
- ▶ Please ask for your daughter at reception when you arrive and we will then escort her to you.
- ▶ **Your daughter and any identified close proximity contacts will have to self isolate for 10 days.**





Lateral Flow Tests 2 & 3

In school

Testing whilst learning in school

- ▶ Students will attend school and lessons as normal with the usual timings.
- ▶ Students will leave their lesson at their allocated times (TBC) and make their way to the hall. They should take their coat and bag with them. They will be advised where to line up outside the Main Hall.
- ▶ Once tested they will wait in the school plaza for 30mins.
- ▶ Once their test is confirmed as negative they can return to lessons.
- ▶ In the event that a student tests positive, we will follow the steps outlined in slide 19 and start the Track and Trace process.
- ▶ Students without consent or who are testing at home will remain in lessons.

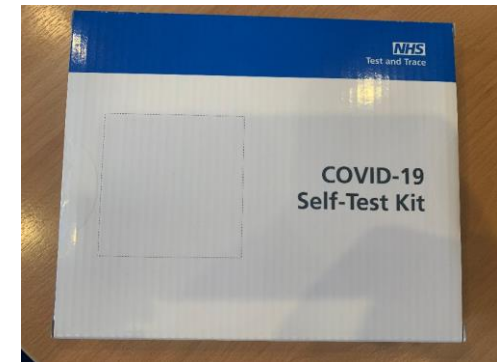




Home testing

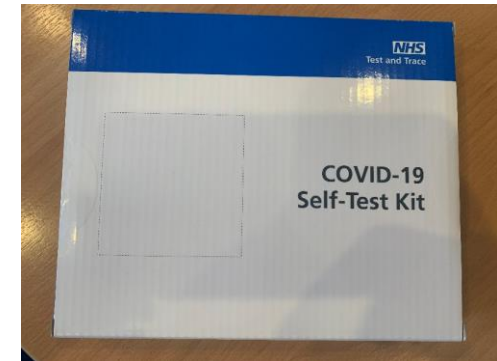
Home testing

- ▶ Testing at home does not require written medical consent. By collecting and opening the test at home test kit, an individual gives medical consent and is legally committed to reporting their results via the NHS Track and Trace reporting system.
- ▶ Government guidance remains that the first LFD tests should be undertaken at school with subsequent testing happening at home twice per week.
- ▶ At the moment we are awaiting guidance on exactly how the home testing kits will be distributed and if they are to be supplied via schools.



How do I get a Home testing kit?

- ▶ However you may have seen in the news recently that you and your families are now eligible for twice weekly testing kits for Covid-19.
- ▶ Whilst it is not recommended initially, you can use this method instead of having your daughter tested at school especially if they are showing signs of anxiety.
- ▶ This is a further step to help limit chains of transmission and will be a huge step in helping reduce cases of Covid-19 at Carshalton High School for Girls.
- ▶ **If at any stage you do have a positive case through home testing you must let the school know immediately so we can identify close contacts and ask them to isolate.**



How do I get a Home testing kit?

- ▶ Full details on how to order home testing kits can be found at [this link](#).
- ▶ Tests are available in the following ways:
 - ▶ • Via your employer if they offer testing
 - ▶ • Via a test site
 - ▶ • By collecting home kits from a [local collection point](#)
 - ▶ • By ordering [home test kits online](#).
- ▶ Please note that the government website states that where possible, families should collect from a local collection point as there is a limited stock of kits available to order online.

