




September 2021

**CHSG PARENT/CARER & STUDENT
GUIDE TO LFD TESTING**



Contents

▶ Key Messages	3
▶ Phased Return & Dates of tests	4
▶ Consent for Testing	6
▶ Testing Procedures	7 - 9
▶ How to conduct a test	10
▶ Timings for Test No 1 (Yrs 13 – 8)	11 – 15
▶ What to expect when you arrive at school	16 -17
▶ What happens if my child tests positive	18
▶ 2 nd tests	19 - 21
▶ Home testing	23
▶ Face Masks	25



Key messages

- ▶ **Do not send your daughter to school if she is unwell or has C-19 symptoms. Lateral Flow Device (LFD) tests are for asymptomatic students only.** If your daughter has symptoms or feels unwell, please book a test using the GOV.UK website <https://www.gov.uk/get-coronavirus-test>
- ▶ All students will be asked to declare that they do not have symptoms – those with symptoms will not be tested and sent home. **Do not send your daughter in for confirmation of Covid-19.**
- ▶ Students will return to lessons as normal the day after testing (with the exception of Year 7) if they have a negative result. Where consent has not been given, students will return the day after their year groups testing day.
- ▶ A negative LFD test result does not mean other control measures can be broken – students must continue to wash/sanitise their hands regularly.



When will my child start/return to school?

	6th September	7th September	8th September	9th September	10th September
7	Induction Day - separate guidance will be sent to Year 7 students	Normal arrival time Tutor – Reg & P1 Normal lessons P2 - 5	Normal arrival time Tutor – Reg & P1 Normal lessons P2 - 5	Normal arrival time Testing P 1 & 2 Normal lessons P3 - 5	Normal arrival time Normal lessons P1 - 5
8	Students remain at Home Tutor Time during P1 Home activities will be set	Testing P3 & 4 in school Home activities will be set for P1,2 and 5	Normal arrival time Tutor – Reg & P1 Normal lessons P2 - 5	Normal arrival time Normal lessons	Normal arrival time Testing P 3 & 4 Normal lessons
9	Students remain at Home Tutor Time during P1 Home activities will be set for P2 - 5	Testing P1 & 2 in school Home activities will be set for P3 - 5	Normal arrival time Tutor – Reg & P1 Normal lessons P2 - 5	Normal arrival time Normal lessons	Normal arrival time Testing P 1 & 2 Normal lessons
10	Students remain at Home Tutor Time during P1 Home activities will be set for P2 - 5	Testing P1 & 2 in school Home activities will be set for P3 - 5	Normal arrival time Tutor – Reg & P1 Normal lessons P2 - 5	Normal arrival time Normal lessons	Normal arrival time Testing P 1 & 2 Normal lessons
11	Testing P3 & 4 in school Home activities will be set for P1,2 and 5	Normal arrival time Tutor – Reg & P1 Normal lessons P2 - 5	Normal arrival time Tutor – Reg & P1 Normal lessons P2 - 5	Normal arrival time Testing P 3 & 4 Normal lessons	Normal arrival time Normal lessons
12	Testing P5 in school Home activities will be set for P1,2, 3 and 4	Normal arrival time Transition Day for Y12	Normal arrival time Tutor – Reg & P1 Normal lessons P2 - 5	Normal arrival time Testing P5 Normal lessons	Normal arrival time Normal lessons
13	Testing P5 in school Home activities will be set for P1,2, 3 and 4	Normal arrival time Tutor – Reg & P1 Normal lessons P2 - 5	Normal arrival time Tutor – Reg & P1 Normal lessons P2 - 5	Normal arrival time Testing P5 Normal lessons	Normal arrival time Normal lessons

YR	1 st Test	2 nd Test
7	06/09	09/09
8	07/09	10/09
9	07/09	10/09
10	07/09	10/09
11	06/09	09/09
12	06/09	09/09
13	06/09	09/09



Lateral Flow Testing

at Carshalton High School for Girls

Have you notified us of whether consent to test has been given?

- ▶ All students along with their parent/carers should have completed the student consent form by **4pm on Friday 20th August** if they wish their daughter to be tested in school. **Y12 and 13 will be asked to give their consent.**
- ▶ **Testing remains voluntary. Even if you do not consent to the test, we need you to complete the survey to confirm this choice.** No student will be tested without consent and a test will be refused should any student arrive to school on testing days who does not have consent.
- ▶ Students can withdraw consent regardless of the wishes of their parents/carers.

Student Consent Form for COVID-19 testing in Secondary Schools

i. My child and I give consent for them to be tested for Covid-19 which consists of having a nose and throat swab for a lateral flow test. My child will self-swab if they are able to otherwise we understand that assistance is available.

ii. My child and I understand that there is in school tests are required, and this consent covers all tests for the below named person. If at any point I do not wish to take part, then I understand I will not be made to do so and that consent can be withdrawn at any time ahead of the test.

iii. My child and I understand that after the school has administered 3 tests, my child will be required to test twice weekly either using a home testing kit or will continue to be tested at school.

iv. My child and I consent that their sample(s) will be tested for the presence of COVID-19.

v. I understand that I will be informed if my child's sample is positive and that the school procedures for a positive Covid-19 test will be implemented.

vi. Prior to my child taking the test at school, I will use the registration information sent by the school to register my child's test with the [GOV.UK](https://test-for-coronavirus.service.gov.uk/register-kit) website (This information will be emailed 24 hours in advance with your child's 1 barcode and centre number. The website for registration is <https://test-for-coronavirus.service.gov.uk/register-kit> and the school code is NHSJ).

1. Student's first name *

How will the Rapid Testing work at CHSG?

- ▶ Rapid testing using Lateral Flow Device Testing will take place in our Main Hall.
- ▶ Students will undertake the test themselves and they will be guided by one of our members of staff. Please see the diagram on page 10 on how to administer the test.
- ▶ The school has the capacity to test 3 year groups per day. We are required to provide 2 in school lateral flow tests for each student.




How will the Rapid Testing work at CHSG?

- ▶ Once students have had their first test and it is negative, then they will return to school the next day ie students will go home after their test.
- ▶ For those who do not wish to be tested, they will return to school alongside their peers who were tested the day before.
- ▶ Only students who are being tested should arrive at school during the testing day for their year group. Students without consent should remain at home.
- ▶ Please make sure you check the guidance on Page 3 regarding the curriculum for each year group.

How will the Rapid Testing work at CHSG?

- ▶ Work will be set by tutors during the tutor period for students in Yr 8,9 and 10 who are at home on Monday 6th September. This work will cover both Monday and Tuesday taking into account their testing schedule.
- ▶ The result of the test will be e-mailed to the email address we hold for parents/carers. Students will not be sent the result to their e-mail address except for Y12 & 13.
- ▶ After the 2nd test in school, students will be provided with home test kits for regular testing (twice a week). More guidance will be given nearer the time. The guidance states that this will be reviewed at the end of September.



How do I administer the test?

NHS
Test and Trace

HOW TO DO YOUR TEST

WHILE THIS IS A SELF-SWAB TEST, THERE WILL BE A TESTING HELPER WHO WILL OVERSEE THINGS AND PROVIDE HELP IF YOU NEED

1



YOUR COVID-19 TEST WILL BE SCHEDULED. IF YOU ARE UNDER 16, YOUR PARENT / CARER WILL HAVE CONSENTED

2

YOUR TEST WILL BE FAST AND WHILE IT MIGHT FEEL A LITTLE UNCOMFORTABLE, IT WON'T HURT YOU

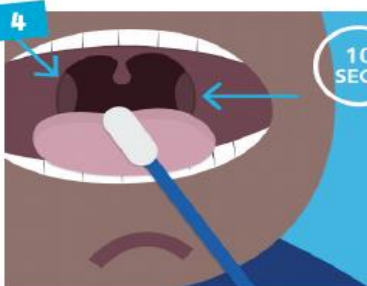


3



BLOW YOUR NOSE IF NEEDED. WASH AND DRY/SANITISE YOUR HANDS. REMOVE THE SWAB BEING CAREFUL NOT TO TOUCH THE SOFT PART

4



10 SECS

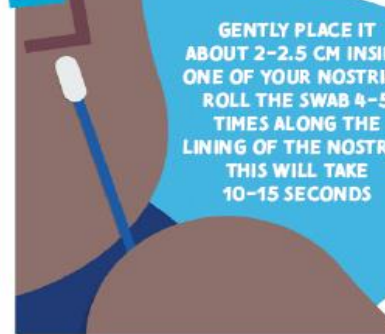
OPEN YOUR MOUTH WIDE AND USE A MIRROR TO LOOK AT THE BACK OF YOUR THROAT, THEN USE THE SWAB TO RUB FIRMLY 4 TIMES ON EACH SIDE

5



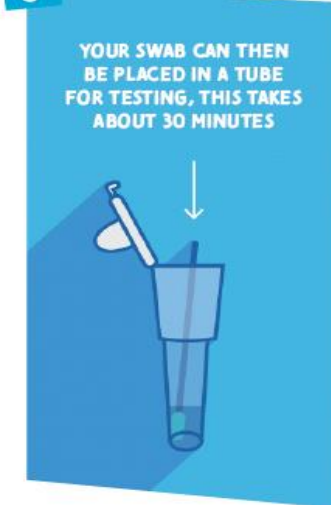
REMOVE THE SWAB CAREFULLY WITHOUT TOUCHING YOUR TEETH, TONGUE OR GUMS

6



GENTLY PLACE IT ABOUT 2-2.5 CM INSIDE ONE OF YOUR NOSTRILS. ROLL THE SWAB 4-5 TIMES ALONG THE LINING OF THE NOSTRIL, THIS WILL TAKE 10-15 SECONDS

8



YOUR SWAB CAN THEN BE PLACED IN A TUBE FOR TESTING, THIS TAKES ABOUT 30 MINUTES

7



AFTER THIS, YOU'RE DONE, GENTLY REMOVE THE SWAB BEING CAREFUL NOT TO LET ANYTHING TOUCH THE TIP

9



YOUR SCHOOL / COLLEGE WILL CONTACT YOU OR YOUR PARENT / CARER WITH THE RESULTS AND LET YOU KNOW WHAT HAPPENS NEXT

Test 1: Screening Year 12 & 13 - Monday 6th September 2021

Form	Gate	Arrival Time	Test
Year 12	Front Gate	1.30 - 3.30pm	1.30 - 3.30pm
Year 13	Side Gate (West St)	1.30 - 3.30pm	1.30 - 3.30pm

- ▶ You must arrive to school promptly at the time indicated for your tutor group.
- ▶ If you are late, we cannot wait - you will not be tested.
- ▶ Please **do not** arrive before the allocated arrival time.
- ▶ **Students must avoid mixing with their peers when you travel to school.**
- ▶ Enter via the allocated gate only.
- ▶ We will welcome you at the gate and at the welcome desk outside the Main Hall.
- ▶ Ensure that you observe social distancing and put on your mask covering when entering the Main Hall.
- ▶ You will leave immediately after your test via the same gate you arrived.

Test 1: Screening Year 11 - Monday 6th September

Form	Gate	Arrival Time	Test
11B1	Front Gate	11.10am	11.20am
11B2	Side Gate (West St)	11.10am	11.20am
11G1	Front Gate	11.30am	11.40am
11G2	Side Gate (West St)	11.30am	11.40am
11R1	Front Gate	11.50am	12pm
11R2	Side Gate (West St)	11.50am	12pm
11Y1	Front Gate	12.10pm	12.20pm
11Y2	Side Gate (West St)	12.10pm	12.20pm

- ▶ You must arrive to school promptly at the time indicated for your tutor group.
- ▶ Please **do not** arrive before the allocated time.
- ▶ **You must be wearing full, correct school uniform.**
- ▶ If you are late, we cannot wait - you will not be tested.
- ▶ **Students must avoid mixing with their peers when you travel to school.**
- ▶ Enter via the allocated gate only.
- ▶ We will welcome you at the gate and at the welcome desk outside the Main Hall.
- ▶ You will leave immediately after your test via the same gate you arrived.

Test 1: Screening Year 10 - Tuesday 7th September

Form	Gate	Arrival Time	Test
10B1	Front	10.10am	10.20am
10B2	Side (West St)	10.10am	10.20am
10G1	Front	10.25am	10.35am
10G2	Side (West St)	10.25am	10.35am
10R1	Front	10.40am	10.50am
10R2	Side (West St)	10.40am	10.50am
10Y1	Front	10.55am	11.05am
10Y2	Side (West St)	10.55am	11.05am

- ▶ You must arrive to school promptly at the time indicated for your tutor group.
- ▶ Please **do not** arrive before the allocated time.
- ▶ If you are late, we cannot wait - you will not be tested.
- ▶ You must be wearing full, correct school uniform.
- ▶ Students must avoid mixing with their peers when you travel to school
- ▶ Enter via the allocated gate only.
- ▶ We will welcome you at the gate and at the welcome desk outside the Main Hall.
- ▶ You will leave immediately after your test via the same gate you arrived.

Test 1: Screening Year 9 - Tuesday 7th September

Form	Gate	Arrival Time	Test
9B1	Front	8.20am	8.30am
9B2	Side (West St)	8.20am	8.30am
9G1	Front	8.35am	8.45am
9G2	Side (West St)	8.35am	8.45am
9R1	Front	8.50am	9am
9R2	Side (West St)	8.50am	9am
9Y1	Front	9.05am	9.15am
9Y2	Side (West St)	9.05am	9.15am

- ▶ You must arrive to school promptly at the time indicated for your tutor group.
- ▶ Please **do not** arrive before the allocated time.
- ▶ If you are late, we cannot wait - you will not be tested.
- ▶ You must be wearing full, correct school uniform.
- ▶ Students must avoid mixing with their peers when you travel to school.
- ▶ Enter via the allocated gate only.
- ▶ We will welcome you at the gate and at the welcome desk outside the Main Hall.
- ▶ You will leave immediately after your test via the same gate you arrived.

Test 1: Screening Year 8 - Tuesday 7th September

Form	Gate	Arrival Time	Test
8B1	Front	11.10am	11.20am
8B2	Side (West St)	11.10am	11.20am
8G1	Front	11.30am	11.40am
8G2	Side (West St)	11.30am	11.40am
8G3	Front	12pm	12.10pm
8R1	Side (West St)	12pm	12.10pm
8R2	Front	12.20pm	12.30pm
8RY1	Side (West St)	12.20pm	12.30pm
8RY2	Front	12.40pm	12.50pm

- ▶ You must arrive to school promptly at the time indicated for your tutor group.
- ▶ Please **do not** arrive before the allocated time.
- ▶ If you are late, we cannot wait - you will not be tested.
- ▶ You must be wearing full, correct school uniform.
- ▶ Students must avoid mixing with their peers when you travel to school
- ▶ Enter via the allocated gate only.
- ▶ We will welcome you at the gate and at the welcome desk outside the Main Hall.
- ▶ You will leave immediately after your test via the same gate you arrived.

Testing – what to expect for students

Students will be greeted at the gate by a member of staff

- ▶ Social distance – 2m cones will be in place for each student

Students will then proceed to a welcome desk where they will be met by a member of staff. Here they will collect an NHS card with a barcode

- ▶ Students will declare they have no symptoms
- ▶ Students will be asked to sanitize hands and blow their nose before they enter the Main Hall
- ▶ Students will be guided towards a booth where a member of staff will be waiting to assist them.
- ▶ 1st test – students will return home immediately after the test.
- ▶ 2nd – students will return to lessons.



Testing – what to expect for parents/carers

- ▶ Once you have given consent we will upload the necessary data into the NHS portal.
- ▶ The result from the test will then be uploaded to the same NHS Track and Trace portal
- ▶ The NHS barcode will link your daughter's result to the contact details we have registered here at CHSG
- ▶ You will then receive an email from NHS Track and Trace confirming the result.
- ▶ **It is important that we have the most up to date email address for you**

Your coronavirus lateral flow test result is negative. It's likely you were not infectious when the test was done.

Keep following coronavirus advice including:

- regular handwashing
- social distancing
- wearing a face covering where recommended

You only need to self-isolate if:


- you get symptoms of coronavirus – you'll need to book a different test at <https://www.gov.uk/get-coronavirus-test>
- someone you live with tests positive, or has symptoms and has not been tested yet
- you've been traced as a contact of someone who tested positive

For medical help, contact 111. In an emergency dial 999.

See <https://www.gov.uk/coronavirus> for more advice

What happens if my child tests positive during Test 1?

- ▶ Students will be returning home after their 1st test. The result from Track and Trace will be sent to you via e-mail.
- ▶ **Your daughter will have to isolate and take a PCR test within 2 days of the LFD test. If the PCR is negative, she can return to School providing she has no symptoms.**
- ▶ **If there is no PCR test or it is longer than 2 days she will need to isolate for the full 10 days.**
- ▶ **Close contacts will only isolate if they have been identified by Test and Trace. Close contacts will be advised to take a PCR test. Schools will no longer be Test and Trace.**
- ▶ Online lessons will be provided by your daughter's teachers.



What happens if my child tests positive during Test 2?

- ▶ The result from Track and Trace will be sent to you via e-mail.
- ▶ We will accompany your daughter to a waiting room where we will ask your daughter to contact you.
- ▶ Government guidelines asks that a parent/carer should collect their child from school immediately. If a parent/carer is unable to do so then they can give permission for their daughter to make her own way home. **The guidance states that your daughter should not use public transport.**
- ▶ Students can be collected from the front of the school outside the pedestrian gate area.
- ▶ Please ask for your daughter at reception when you arrive and we will then escort her to you.
- ▶ **You should follow the same guidance as Test 1 ie isolate and PCR test.**





Lateral Flow Test 2

In school

Testing whilst learning in school

- ▶ Students will attend school and lessons as normal with the usual timings.
- ▶ Students will leave their lesson at their allocated times (TBC) and make their way to the hall. They should take their coat and bag with them. They will be advised where to line up outside the Main Hall.
- ▶ Once tested they will wait in the school plaza or gym for 30mins.
- ▶ Once their test is confirmed as negative, they can return to lessons.
- ▶ In the event that a student tests positive, we will follow the steps outlined in slide 19 and start the Track and Trace process.
- ▶ Students without consent or who are testing at home will remain in lessons.

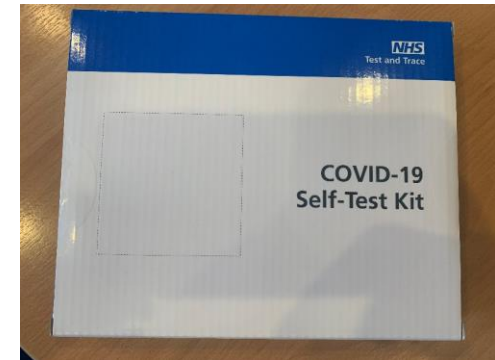




Home testing

Home testing

- ▶ Testing at home remains important in reducing the risk of transmission within Schools.
- ▶ Government guidance remains that the first LFD tests should be undertaken at school with subsequent testing happening at home twice per week (Sunday & Wednesday). This will be reviewed in September.
- ▶ We will supply students who opt in with testing kits after their 2nd LFD test. We ask that all results are uploaded onto Test Register (Guidance and reminders on how to do so will be sent out in September)





Face Masks

Do students have to wear face masks?

- ▶ The most recent guidance states that face coverings will no longer be required for pupils, staff and visitors either in classroom or in communal areas.
- ▶ We will return to masks if there is an outbreak, as part of our outbreak management plan
- ▶ Students will be reminded to maintain hand and respiratory hygiene.
- ▶ We will continue with a rigorous cleaning regime and ensure rooms are ventilated fully with windows and doors remaining open